

Children and Families Scrutiny Committee

Agenda

Date: Monday, 18th January, 2010
Time: 10.30 am
Venue: Committee Suite 1,2 & 3, Westfields, Middlewich Road,
Sandbach CW11 1HZ

The agenda is divided into 2 parts. Part 1 is taken in the presence of the public and press. Part 2 items will be considered in the absence of the public and press for the reasons indicated on the agenda and at the foot of each report.

PART 1 – MATTERS TO BE CONSIDERED WITH THE PUBLIC AND PRESS PRESENT

1. **Apologies for Absence**
2. **Declaration of Interest/Party Whip**

To provide an opportunity for Members and Officers to declare any personal and/or prejudicial interests and for members to declare the existence of a party whip in relation to any item on the agenda.

3. **Minutes of Previous Meeting** (Pages 1 - 8)

To approve the minutes of the meeting held on 16 November 2009.

4. **Public Speaking Time/Open Session**

For any apologies or requests for further information, or to give notice of a question to be asked by a member of the public

Contact: Denise French
Tel: 01270 686464
E-Mail: denise.french@cheshireeast.gov.uk

A total period of 15 minutes is allocated for members of the public to make a statement(s) on any matter that falls within the remit of the Committee.

Individual members of the public may speak for up to 5 minutes, but the Chairman will decide how the period of time allocated for public speaking will be apportioned, where there are a number of speakers.

Note: In order for officers to undertake any background research, it would be helpful if members of the public notified the Scrutiny officer listed at the foot of the agenda, at least one working day before the meeting with brief details of the matter to be covered.

5. **Children's Services Annual Rating** (Pages 9 - 10)

To receive an oral report of the Strategic Director People. A letter dated 9 December 2009 received from Ofsted relating to the Children's services annual rating is enclosed.

6. **Redesign of Children's Services** (Pages 11 - 16)

To consider a report of the Strategic Director People.

7. **Summary of School Performance 2008-9** (Pages 17 - 46)

To consider a report of the Strategic Director People.

8. **Cheshire East Budget 2010 - 11**

To receive a verbal update on the budget.

9. **Schools White paper**

To receive a presentation on the Schools White Paper.

10. **Early Years Funding Reform**

The Committee has previously been consulted on the implementation of a single funding formula for early years provision. The formula was the subject of a consultation exercise prior to implementation from April 2010. A verbal update on the current position will be made to the meeting.

11. **Children's Trust**

To receive a presentation on the Children's Trust.

12. **Youth Offending Service - Improvement plan** (Pages 47 - 50)

To consider a report of the Strategic Director People.

13. **Scrutiny Review - Managing the Provision of School Places - report on Transforming Learning Communities and its implications for Cheshire East Council**

The final report of the Scrutiny Review Panel was submitted to Cabinet on 22 December, a verbal report on the outcome will be made at the meeting.

14. **Work Programme update** (Pages 51 - 58)

To consider a report of the Borough Solicitor.

15. **Forward Plan - extracts** (Pages 59 - 62)

To note the current Forward Plan, identify any new items and to determine whether any further examination of new issues is appropriate

16. **Consultations from Cabinet**

To note any consultations referred to the Committee from Cabinet and to determine whether any further action is appropriate.

This page is intentionally left blank

CHESHIRE EAST COUNCIL

Minutes of a meeting of the **Children and Families Scrutiny Committee**
held on Monday, 16th November, 2009 at Committee Suite 1,2 & 3,
Westfields, Middlewich Road, Sandbach CW11 1HZ

PRESENT

Councillor R Westwood (Chairman)
Councillor D Neilson (Vice-Chairman)

Councillors Rhoda Bailey, D Beckford, D Flude, J Goddard, O Hunter,
A Kolker, G Merry, M Parsons, L Smetham and D Thompson

Apologies

Councillors M Simon and J P Findlow

43 ALSO PRESENT

J Kelly, Parent Governor Representative and G Roper, Church Representative.

44 OFFICERS PRESENT

L Butcher, Head of Services for Children and Families
M Bayley, Children and Families
P Davies, Children and Families
P Mossman, Children and Families
J Weeks, Strategic Director People
D J French, Legal and Democratic Services

45 WELCOME TO NEW MEMBER

The Chairman welcomed Mr Ged Roper, the new representative from the
Diocese of Shrewsbury, to his first meeting of the Committee.

46 MINUTES OF PREVIOUS MEETING

RESOLVED: That the minutes of the meeting of the Committee held on 14
September be confirmed as a correct record subject to the inclusion of J Kelly in
the list of names of those present.

47 DECLARATION OF INTEREST/PARTY WHIP

There were no declarations made.

48 PUBLIC SPEAKING TIME/OPEN SESSION

There were no Members of the Public present.

49 CHALLENGES AND OPPORTUNITIES - IMPROVING OUTCOMES FOR CHILDREN IN CHESHIRE EAST

The Committee received a presentation by Lorraine Butcher, Head of Service for Children and Families on Challenges and Opportunities. She outlined her Vision which was based on Cheshire East being a place where all children and young people were supported well to maximise their life choices; where services were relevant and appropriate and addressed needs at an early stage; and where organisations worked well together to ensure no child or young person got left behind.

There were a number of challenges including:

- Local Government reorganisation, the forthcoming general election and the economic climate;
- Organisational and professional cultures;
- Stopping things that did not make a difference;
- Tackling inequalities;
- Safeguarding – how well was the Council doing? The Unannounced Inspection was still awaited. The numbers of Cared for Children had increased by approximately 26% during 2007/08 and referrals were continuing to rise; this could be due to various factors including the Baby Peter case in Haringey, economic pressures on families, and professionals being better at identifying needs due to joined up working;
- Continuing to improve learning outcomes by ensuring overall standards were raised but the gap was narrowed especially for Cared for Children and those with Special Educational Needs;
- Maximising the use of resources from a declining resource base.

The redesign of Children's Social Care had a number of principles:

- Keeping children safe and well – delivering responsive services that identified needs at an early stage so as to reduce the need for statutory interventions and costly specialist services later in a child's life; refocusing services to provide a wide range of family support and prevention whilst maintaining a clear focus on children who were most at risk;
- Locally Based Services/Easy Access;
- Managing costs - to make the best use of available resources and to harness the collaborative support, engagement and pooling resources across the Children's Trust;
- A culture of high expectation and high performance – in December 2009, Ofsted would produce performance ratings for all Local Authorities and Cheshire East was aiming to be rated as "performing well" progressing to "performing excellently" in 3 years;
- Core Business –priority would be given to core business that was essential to secure improved outcomes for children and young people.

The work programme for the service included:

- Curriculum support to schools to enable them to be self financing by April 2011;
- Transport – to ensure improved efficiency against existing costs;
- Review of Direct Schools Grant;

- School organisation – remove surplus provision, review use of surplus school premises and review arrangements for commissioning Special Educational Needs;
- Redesign of Integrated Service Delivery – develop coordinated arrangements for early intervention and prevention;
- Children's Centres and Family Support – integrated delivery within a framework of early intervention and prevention;
- Transformation of service delivery for children and families with Learning Difficulties and Disabilities;
- Review Residential Provision;
- Integrated and Targeted Youth Support – delivering joined up support incorporating universal services and targeted services;
- Post 16 Funding Transfer – the Learning and Skills Council was to cease to exist in April 2010 and it would be the responsibility of the Children's Trust to commission post 16 learning.

The Redesign would provide opportunities for partners to work together differently, to collaborate and support, to co-locate services and jointly commission and jointly save. A Project Manager had been appointed to manage the Redesign.

Following the presentation Members raised the following questions/issues:

- Was there any indication as to where the increasing number of referral cases were originating?
- It was important that staff working in all types of Early Years provision liaised with Primary Schools to share information to ensure awareness of any issues and that this was developed as good practice;
- Some schools used Learning Mentors in a more wide ranging pastoral role and some schools had pooled extra funding received through Extended Schools budget to provide Family Support Workers.

RESOLVED: That the presentation be received and noted.

50 SCRUTINY REVIEW - MANAGING THE PROVISION OF SCHOOL PLACES - REPORT ON TRANSFORMING LEARNING COMMUNITIES (TLC) AND ITS IMPLICATIONS FOR CHESHIRE EAST COUNCIL BY THE TASK & FINISH GROUP

The Committee considered the final report of the Scrutiny Review Task/Finish Panel on Managing the Provision of School Places: report on Transforming Learning Communities (TLC) and its implications for Cheshire East Council.

The remit of the Task/Finish Panel had been to review the TLC inheritance from Cheshire County Council and consider the needs of Cheshire East in relation to future changes to the schools system. The work of the Panel had been informed by a thorough Scrutiny Review of TLC undertaken by a Scrutiny Review Panel of the County Council, first hand information from Education Improvement Partnership members and Headteachers and consideration of evidence regarding supply and demand for school places.

The report outlined the Panel's consideration of the County Council's own Scrutiny Review of TLC and the implications for Cheshire East; described the current position in Cheshire East regarding surplus places and the challenges of managing the provision of school places. It outlined the attributes of a new system for managing school places taking into consideration key factors such as schools' cost-effectiveness, academic performance and local popularity. Finally the report listed a number of recommendations.

In considering the Report, Members noted that it did not contain current Published Admission Numbers (PAN) as at September 2009 but these would be made available to the Committee for information.

The Committee was advised that the Council was currently considering whether to indicate to the Department for Children, Schools and Families its "readiness to deliver" the Building Schools for the Future programme. The Committee noted that any consideration of school places must be seen in the context of an education vision and strategy based on a number of factors including location, facilities, extended schools provision and other wider uses.

The reference to working with Dioceses was welcomed.

It was also noted that any future work on school reorganisation must ensure business continuity so that learning and experience was not lost.

RESOLVED: That the report and recommendations be endorsed and submitted to Cabinet for consideration, subject to the addition of a final bullet point on page 60 of the report (section 7) to read:

"Attention needs to be given to Business Continuity, as the Council takes forward its work on the provision of school places, so that experience and learning are consolidated and not lost".

51 INSPECTION OF YOUTH OFFENDING SERVICES

The Committee considered a report on the outcome of an inspection of Cheshire Youth Offending Service (CYOS) by HMI Probation Inspector. The Committee was advised that the inspection of Youth Offending Programmes had started in April 2009 and all Youth Offending services were being inspected over a 3 year cycle. There were two tiers to the inspection – a Core Case Inspection and a thematic programme, both led by HMI Probation.

The inspection of CYOS had been completed in August 2009 and was a core inspection. The cases that had been inspected had been chosen by Inspectors as a representative sample of 80 cases across the whole of Cheshire.

The results were encouraging and it was found that the CYOS was good overall and the commitment of staff to making a difference to the lives of young people was a key strength. The report outlined a number of recommendations for change and an Action Plan was to be prepared to address these issues.

RESOLVED: That

(a) the Action Plan be submitted to a future meeting; and

(b) the Committee's congratulations to staff of the Youth Offending Service in achieving a good inspection outcome, be recorded.

52 CHILDREN & FAMILIES PERFORMANCE SCORE CARD & LOCAL AUTHORITY OFSTED PROFILE

The Committee considered a report on continuing developments around performance data across Cheshire East. Members were advised that a complete set of data would be submitted to full Cabinet shortly. It was important to have baseline data in order to set appropriate and challenging targets. A number of proxy measures had been identified for use in monitoring progress across these themes:

- Early Intervention;
- Narrowing the Gap;
- Family Support;
- Emotional Health and Well-being;
- Economic Development, Skills and Learning.

Key issues included:

- Under 18 conception rates;
- Increasing numbers of young people not in education, employment or training (NEET);
- Numbers of secondary schools who achieve 5+ A* - C including English and Maths, although the overall rate was improving there was a need to ensure that improvements were made in targeted schools;
- There was a need to increase the focus on Cared for Children and educational attainment to ensure they made appropriate progress;
- A review was underway looking at numbers and quality of the Common Assessment Framework.

The report also listed the Ofsted profile of Children's Services which highlighted a number of key issues:

- Only one of the ten indicators was judged as Red (at risk) and this related to an inspection of Children's homes based upon an inspection in a single Children's Home;
- Six of the ten indicators were judged as Green (positive outcomes);
- Two of the Amber indicators were identified as being priority areas and related to the number of Secondary schools and 6th forms judged as being Good or Outstanding where performance was below the national average and below performance in similar areas.

The Committee noted that one part of the National Indicator that related to narrowing the gap was based on performance of children who received free school meals. The Committee noted that not all children who were eligible for free school meals would take up this provision and there may be a stigma to receiving free school meals. Officers recognised that there were issues with this but it was difficult to identify alternative criteria.

Members asked about numbers of Serious Case Reviews and were advised that there were approximately 6 across the whole of Cheshire in the past 18 months.

Each agency would undertake its own review and then a case would be put to Ofsted. There was one case for which Ofsted had identified issues with how it was conducted and this was being discussed at the Local Safeguarding Children Board.

It was suggested that the quick reference Direction of Travel arrows should be geared to the improvement or worsening of actual performance, rather than whether the reported figures were growing or reducing. Currently reported figures which were rising were accompanied by an “up” arrow when in fact a rising figure was in some cases a worsening of performance. Equally some reported figures which were reducing could be an improvement in performance yet misleadingly currently these were shown with a “down” arrow. It was suggested that an alternative to arrows could be a graph.

RESOLVED: that the report be noted and a more detailed report be submitted to a future meeting.

53 WORK PROGRAMME UPDATE

The Committee considered the current Work Programme which had been revised at Mid Point on 28 October. Members noted that there were a number of items currently scheduled for the meeting in January and agreed to discuss scheduling at the mid point meeting.

The Task/Finish Panel on a Review of Residential Provision had held its first meeting and the Chairman of the Panel provided a verbal update on the Panel's work – the review had been scoped and Members had received some written information and asked for Ofsted reports of current and previous residential provision relating to Priors Hill, Macclesfield and Redsands, Crewe.

The Committee had also had the opportunity to visit two new residential homes in Crewe and would be invited to visit Children's Centres later in the year.

Members discussed setting up a Task/Finish Panel to scrutinise Family Support Services now that the Scrutiny Panel on Managing School Places had completed its work.

RESOLVED: That

(a) the current Work Programme be noted; and

(b) a Task/Finish Panel on Family Support Services be set up comprising the following Councillors: Westwood, Beckford, Flude, Merry, Neilson and Thompson.

54 FORWARD PLAN - EXTRACTS

The Committee considered the current Forward Plan in relation to Children and Family Services. Members were advised that sites declared surplus would become corporate assets and future bids for use would be looked at on their individual merit and in terms of the Capital Strategy.

RESOLVED: That the Forward Plan be noted.

55 CONSULTATIONS FROM CABINET

There were no consultations from Cabinet.

56 START TIMES OF MEETINGS

The Committee discussed start times for meetings.

RESOLVED: That meeting start times remain at 10.30 am.

The meeting commenced at 10.30 am and concluded at 12.30 pm

Councillor R Westwood (Chairman)

This page is intentionally left blank

Aviation House
125 Kingsway
London WC2B 6SE

T 08456 40 40 40
enquiries@ofsted.gov.uk
www.ofsted.gov.uk

Direct T 020-7421-6716
Direct F 020-7421-5715
juliet.winstanley@ofsted.gov.uk



9 December 2009

Mr John Weeks
Director of Children's Services
Cheshire East Council
Westfields
Middlewich Road
Sandbach
Cheshire CW11 1HZ

Dear Mr Weeks

Children's services annual rating

Ofsted guidance published in May 2009 explained that the annual rating would derive from a new performance profile of the quality of services and outcomes for children and young people in each local area. This profile includes findings from across Ofsted's inspection and regulation of services and settings for which the council has strategic or operational responsibilities, either alone or in partnership with others, together with data from the relevant *Every Child Matters* indicators in the new National Indicator Set (NIS).

In considering the evidence in the profile to determine the children's services rating for 2009 it has become clear that the continuing gaps in the data are significant, particularly those relating to aspects of social care and services for Looked After Children. Ofsted has decided therefore to use 2009 as a transitional year easing into the full application of the new system in 2010. As a consequence, although the performance profile remains central to Ofsted's rating, we have interpreted the performance bands with flexibility and exercised professional judgement with caution.

The annual rating derives from a four point scale:

4	Performs excellently	An organisation that significantly exceeds minimum requirements
3	Performs well	An organisation that exceeds minimum requirements
2	Performs adequately	An organisation that meets only minimum requirements
1	Performs poorly	An organisation that does not meet minimum requirements

Within each level there will be differing standards of provision. For example, a rating of 'performs excellently' does not mean all aspects of provision are perfect. Similarly, a rating of 'performs poorly' does not mean there are no adequate or even good aspects.



Children's services rating 2009

Children's services rating	Performs Well (3)
-----------------------------------	--------------------------


Children's services in Cheshire East Council perform well.

The overall effectiveness of a majority of inspected services and settings is good or better. Children get off to a good start with the large percentage of childcare, nursery education and primary schools judged to be better than similar areas and that found nationally. There is very little inadequate provision, but the proportion of secondary schools and school sixth forms that are judged to be good or better is below that found in similar areas and the national figure. Provision for those children and young people whose circumstances make them vulnerable is variable. All day special schools are good and their performance is above that found in similar areas and that seen nationally. One children's home was judged to be inadequate at its last inspection. Judgements across all Every Child Matters outcomes are good or better across most inspected and regulated services and settings.

Cheshire East is a new unitary local authority and no inspection outcomes are available for fostering and adoption agencies. It is too early to judge performance against national performance indicators.

The children's services rating is provided for the purpose of section 138 of the Education and Inspections Act 2006. The rating of local authority children's services will contribute significantly to the managing performance theme of each local authority's Comprehensive Area Assessment (CAA) organisational assessment and therefore to the score for each local authority overall.

Yours sincerely

A handwritten signature in blue ink that reads 'J. Winstanley'.

Juliet Winstanley
Divisional Manager, CAA

CHESHIRE EAST COUNCIL

REPORT TO: Children and Families Scrutiny Committee

18 January 2010

Date of Meeting:

Report of:

Subject/Title:

Lorraine Butcher – Head of Children and Families

Redesign of Children's Services

1.0 Report Summary

- 1.1 This report gives an introduction to the intended redesign of children's services required to provide support to children and families earlier before their needs escalate and require specialist and expensive services to remediate their needs.
- 1.2 The report seeks to give an overview of the pressures facing children's services and the rationale for the redesign required to ensure services to children and families in Cheshire East are effective, appropriate to need and affordable.

2.0 Recommendations

- 2.1 The Scrutiny Board note the contents of the report and endorse the steps being taken to address the significant pressures within children's services.

3.0 Reasons for Recommendations

- 3.1 The current design and delivery structure of children's services inherited by the Council and the wider area covered by the Children's Trust are financially unsustainable in the medium to long term and importantly are not effective in improving outcomes for many of our vulnerable children, young people and families. Nationally as well as locally services have historically been designed, delivered and organised separately, missing key opportunities to join up planning and delivery to address needs in families earlier. As a consequence, and due to the absence of well co-ordinated services targeting earlier intervention, high levels of demand are being made for specialist social care services, for costly special educational needs provision, and for specialist health support.

4.0 Wards Affected

- 4.1 All

5.0 Local Ward Members

5.1 All

**6.0 Policy Implications including - Climate change
- Health**

6.1 In 2003 the Government published the Green Paper Every Child Matters which established that protecting the most vulnerable children in society had to be central to improving the lives of all children.

6.2 The proposals contained in this report accords with the drive, subsequently enshrined in the Children Act 2004 and the Apprenticeships, Skills, Children and Learning Act 2009, to improve outcomes for all children, including the most vulnerable, through the development of fully integrated services for children addressing the needs and the best interests of each and every child.

7.0 Financial Implications for Transition Costs (Authorised by the Borough Treasurer)

7.1 Inherited methods of working have resulted in significant budget pressures being born by the Council and partner agencies. These are unsustainable in the longer term.

8.0 Financial Implications 2009/10 and beyond (Authorised by the Borough Treasurer)

8.1 The Council is currently facing significant budget pressures in this area over the short to medium term. An intended consequence of the redesign is that the need to recourse to specialist and expensive interventions in so many instances will be reduced.

9.0 Legal Implications (Authorised by the Borough Solicitor)

9.1 The Children Act 2004 and the Apprenticeships, Skills, Children and Learning Act 2009, enshrine a requirement for co-operation and partnerships between organisations with a role in improving outcomes for children and young people through a Children's Trust. Section 10 of the Children Act 2004 requires the local authority to 'make arrangements to promote co-operation' between itself and its partners to improve children's well-being.

9.2 The proposals for redesign of children's services in Cheshire East will represent a vision for the Children's Trust in action.

10.0 Risk Management

10.1 The ability of the local authority to effectively implement early intervention and targeted interventions to vulnerable children and their families is an area of high reputational risk and will be tested through the effectiveness of it's

arrangements with partner agencies to prevent the risk of 'significant harm' to children.

- 10.2 Additionally, all Council's receive an annual rating by OFSTED of the effectiveness of the Council's arrangements to support children well. Poor performance in this area can affect the overall rating through CAA.

11.0 Background and Options

Context

- 11.1 Child deaths, most recently that of Baby Peter in Haringey 12 months ago, have again placed the spot-light upon safeguarding procedures and the effectiveness of 'joined-up' working across agencies and services. Preventing 'significant harm' to children and avoidable deaths is a priority for all services working with children. Intervening earlier where appropriate with well co-ordinated and effective support should contribute towards the reduction of risk.
- 11.2 Early intervention however goes beyond purely thinking in terms of children in care or being subject to child protection plans. It embraces the wider health and well being of all children and young people. For example:
- a nurse or health visitor or even family support worker who works regularly with a new teenage mother will ensure that the baby gets good health care and their development needs are addressed by building on the parenting skills of the mother/parents;
 - a young person at risk, or on the edge of the criminal justice system works with a positive mentor to assist in redirecting them to build a better future;
 - help is given to a parent with mental health needs to be able to support their family;
 - the additional learning needs of children and young people with learning disabilities are identified early to enable specialist support to be provided locally wherever possible.
- 11.3 Additionally early intervention requires a whole system response and co-ordination across all agencies planning, commissioning and delivering services to children and families. Intervening early, targeting effective interventions with vulnerable children and their families is not the domain however of a single agency. Nor is early intervention deliverable by a single agency per se. For this reason this major project has to be owned by and driven by the Children's Trust. A key focus therefore will be upon bringing partner resources together, under the remit of a Children and Young People's Plan for Cheshire East, jointly focussed upon common priorities, combining resources and approaches to improve outcomes for all children and young people in the Borough.
- 11.4 Children's service redesign in Cheshire East will therefore focus upon:
- activities that, if delivered, can reduce the number of specialist interventions;
 - bringing partner resources together to make this happen;

- target work at those children, young people or families who are likely to experience poor outcomes (health, care and/or education) without effective support and intervention; and
- a whole family ('think family') approach to addressing need.

11.5 Key objectives of the redesign will be:

- to develop locally responsive services appropriate to need which targets and addresses the needs of vulnerable children and their families earlier without recourse to costly and specialist interventions at a later stage;
- to secure cost savings across the Children's Trust and within individual agencies across the health, social care, learning and youth justice economies;
- build momentum in the shift of investment and focus on preventative and early support;
- to improve consistency in access to early and earlier support delivered by the Children's Trust and across appropriately defined and agreed geographical footprints, (agreed within the wider context of the LSP);
- secure integrated practice which delivers flexible and well co-ordinated multi-agency response and joint ownership around managing risk.

11.6 Currently Council Services for Children and Families are projecting a budget deficit for the financial year 2009/10 of approximately £6m. While some of these costs have been incurred through the process of disaggregation a significant proportion are borne from the following:

- A significant increase in the numbers of children cared for by the Local Authority since January 2009
- A significant increase in the number of referrals to social care for assessments
- A significant overspend in the costs of providing residential care provision within Cheshire East

Proposal

11.7 That children's services are redesigned to secure the following:

- Efficient and effective arrangements for contact, referral and assessment processes for children in need and those in need of protection;
- Efficient and effective arrangements for the case management of children in need, children subject to child protection plans and cared for children;
- Securing these arrangements on a locality basis;
- For these arrangements to be implemented within a context where early identification, prevention and the targeting of support to children

and families 'at risk' of requiring statutory intervention is embedded across Council services for children and families, the wider Children's Trust in Cheshire East and by all elements of the Children's Workforce;

- Services are refocused to provide a wide range of family support and prevention whilst maintaining a clear focus on children who are most at risk;
- To halt the continuing increase in the number of children/families requiring statutory interventions, through well coordinated arrangements for early intervention and prevention;
- To integrate and 'join-up' family support across the agencies, and across the 'levels of need' so that the most vulnerable children in need receive an early, robust and targeted intervention aimed at preventing their needs escalating;
- To integrate case recording, assessment and service delivery across Children in Need and to include all Trust partners;
- To ensure adequate qualified and experienced staff are employed to meet the support needs of the most vulnerable children;
- To ensure ICT resources support the work of the Service

The New Model

11.8 Research evidence indicates that effective multi-agency working targeted at addressing needs earlier in children's lives is the most effective means by which the risks of poor outcomes to children and young people can be reduced.

11.9 The main features of this way of working are:

- Multi-agency teams co-ordinated around the needs of the child, family and community
- Services that are well co-ordinated and reduce the need for parents/carers to complete a number of assessments required by a number of separate agencies and processes;
- Effective signposting to the most appropriate services sooner;
- Good information sharing between services and agencies to prevent service duplication and the poor use of resources

Locality Teams

11.10 In order to secure locally responsive services appropriate to the needs of children and families the following is proposed:

- That with partners within the Children's Trust, a number of locality teams are formed to provide access to targeted support *appropriate* to the needs presented;
- That services are commissioned on a multi-agency basis appropriate to the needs of the locality and informed by a good needs assessment/evidence base

- That opportunities are taken to co-locate appropriate services where possible making use of shared capital assets as a step towards securing integrated service design and delivery;
- That the Children's Workforce Development Strategy continues to develop to support this model of delivery across agencies;
- That a detailed Project Plan is developed to progress chase this key area of work.

12.0 Overview of Year One and Term One Issues

- 12.1 The programme of redesign will commence in January 2010. A Programme Manager has been appointed to lead on the redesign with the Head of Service for Children and Families. Governance will be provided by the Children's Trust Executive, and for the Council a Member Steering Group comprising the Lead Member for Children, the Support Member, and the Chair of the Children and Families Scrutiny Board.

13.0 Access to Information

The background papers relating to this report can be inspected by contacting the report writer:

Name:	Lorraine Butcher
Designation:	Head of Service for Children and Families
Tel No:	01270 686021
Email:	lorraine.butcher@cheshireeast.gov.uk

CHESHIRE EAST COUNCIL

REPORT TO: Children and Families Scrutiny Committee

Date of Meeting: 18th January
Report of: Mark Bayley : Quality Assurance Manager
Subject/Title: **Summary of School Performance 2008-9**

1.0 Report Summary

- 1.1 The purpose of this report is to outline a summary of the performance of Schools across all phases for 2008-9. The report provides additional information to the earlier paper presented to Scrutiny Committee which gave an initial analysis of performance based upon provisional data from schools. The current position on performance data is that a significant amount of data on schools performance over the summer term 2008-9 is now validated; there are some Key Stage 4 indicators which are still to be confirmed nationally to allow some comparisons to be made. It is also important to stress that the outcomes of school appeals at Key Stage 4 are not necessarily reflected within the validated data and therefore there may well be further adjustments to results prior to the publication of the national league tables for secondary schools.
- 1.2 It should be noted that whilst the information provided does make reference to comparisons to last year for Cheshire East schools, this level of analysis has only been undertaken for statistical purposes and does not accurately reflect the work undertaken to support Cheshire East schools by old Cheshire CC service teams. The data provided in the appendix to this paper should be seen as a clear benchmark for Cheshire East as it establishes new levels of challenge and support to all of its schools and settings to improve the outcomes for young people.

2.0 Recommendations

- 2.1 The summary of performance as shown within Appendix A is taken from the overall report prepared for the DCSF/National Strategies as part of the Standards Meeting process. This process involves detailed analysis of all performance within each phase and the agreement of key actions which are targeted at improving performance to enable the Local Authority to achieve its challenging LA targets for 2009-10. Whilst there is a more detailed action plan to address the agreed priorities, it is suggested that the Committee endorses the priorities as shown as the key actions needed to further raise standards and to reduce underperformance.

3.0 Reasons for Recommendations

- 3.1 The reason for presenting this information is to give an accurate analysis of schools' performance across Cheshire East based upon validated data and to identify the key priority areas which are being addressed by C&F service teams to improve overall standards of attainment.

Wards Affected

4.1 All localities will be affected by these results and analysis. Ultimately, locality information can be presented for all phases which will allow clear comparative information to be available which will highlight areas of high performance/outcomes as well as potential areas of need which require intensive support and intervention. Appendix C shows the localised Key Stage 4 results across Cheshire East.

5.0 Local Ward Members

5.1 None identified

6.0 Policy Implications including - Climate change - Health

6.1 Within the Children & Families Business Plan, the elements of the key priority 'improving educational attainment' are addressed within this report.

6.2 This detailed analysis of performance data for 2008-9 may well result in revised priorities in term of service policies and this will be captured as part of the annual Performance Reporting processes through the quarterly returns.

7.0 Financial Implications for Transition Costs (Authorised by the Borough Treasurer)

7.1 None

8.0 Financial Implications 2009/10 and beyond (Authorised by the Borough Treasurer)

8.1 These results will help to identify priority schools for 2009-10 to address areas of underperformance and improving the outcomes for learners. Funding streams to schools for 2009-10 will be reviewed and amended based upon these performance results. This funding primarily relates to DCSF Standards Fund Grants as well as direct support and challenge to schools via Service Teams.

9.0 Legal Implications (Authorised by the Borough Solicitor)

9.1 None

10.0 Risk Management

10.1 The key risk is that every Local Authority is required to undertake a detailed analysis of performance data and agree with national and regional organisations the actions needed to achieve agreed DCSF targets. The key issue is to minimise the risk of not achieving these targets by providing increased challenge & support to all schools particularly those where underperformance is identified.

11.0 Background and Options

- 11.1 During last term, a series of meetings took place with DCSF/National Strategy Regional Advisers to discuss the performance of our schools/settings and to agree priority actions. These phase specific meetings are collated into one single standards report which is captured within Appendix A. The autumn term has also seen a series of national releases of validated data which allows the analysis of data to be secure and allows the formation of school league tables at a national level.
- 11.2 The data shown within this report is part of the wider performance report card for Children & Families which is a system of reporting on progress of schools/settings throughout the year. This Corporate process is currently collecting data to show Quarter 2 returns. The issue for many of the school indicators is that they tend to be an annual return based upon the summer term examination results so it becomes difficult to report on accurate within year trends.
- 11.3 Appendix B shows a summary table of recent Key Stage 2 results as extracted from the recently published School League tables for KS2

12.0 Overview of Year One and Term One Issues

- 12.1 The following milestones are be expected:
- Further analysis of Key Stage 4 performance through the publication of School League tables – expected early February.
 - Analysis of Cheshire East performance at KS4 compared to Statistical neighbours – expected late January.
 - Ongoing analysis of within year performance data as part of the performance reporting process on a quarterly basis.

13.0 Access to Information

The background papers relating to this report can be inspected by contacting the report writer:

Name: Mark Bayley
Designation: Quality Assurance Manager
Tel No: 01244 972411
Email: Mark.bayley@cheshireeast.co.uk

This page is intentionally left blank

Cheshire East Performance Summary 2009-10

Appendix A

Overall Summary – All Phases

Results show an increase in the Early Years threshold and a narrowing of the gap in the newly formed Cheshire East Local Authority (LA) when compared with those for the former Cheshire LA as a whole. Key Stage 1 (KS1) outcomes are above national and the three year trends show improvement but there is scope to increase the number of pupils achieving Level 3 outcomes. Key Stage 2 (KS2) Level 4+ combined English and mathematics shows a fall but outcomes remain well above national. 8 schools are currently below the 55% floor target for Level 4+ English and Mathematics combined. There has been a slight rise in 2009 for 5+ A*-C GCSE including English and Mathematics. Results are above average but the improvement is in the lowest quartile. The LA is aware that there is much to be done in order to accelerate progress, including through introducing greater ambition in targets. The LA is a targeted authority for persistent absence (PA). The gap in performance between pupils entitled to free school meals (FSM) and their peers, at 38.1pp in 2008 was the widest in the region. The gap has narrowed slightly in 2009 to 36.2pp. The LA is responding positively to this issue through their involvement in the FSM National Strategy Programme. The newly restructured Children and Families Services team is well placed to tackle this and other key priorities. There is clear evidence of accelerated progress in addressing underperformance in targeted schools in all phases.

Early Years Foundation Stage (EYFS)

Overall standards in 2009 and progress made, including trends over last 3 years.

Data indicate that this year's results of 61% show an increase of 1ppt. in the percentage of 5 year olds reaching 78+ with at least 6+ in both Personal, Social & Emotional Development (PSED) and Communication, language & Literacy (CLL) in the newly formed Cheshire East LA when compared with those for the former Cheshire LA as a whole. They are also well above those achieved nationally. Following a focus on moderation, the new LA is confident that this year's results are secure and considers that previous results were based on insecure data and consequently may have been over-inflated. This year's data analysis has been rigorous and has generated comprehensive information on pupils' and schools' performance. The LA is effectively using the data to target work of the pedagogy team, to influence the delivery of quality improvement and intervention programmes. EYFS data has been shared with a wide range of LA officers in addition to School Improvement Partners (SIPs) and Headteachers. SIPs have been issued with a data pack which includes LA and school level data for the EYFS. The data shows that girls are outperforming boys across all scales. This is particularly significant in CLL and the LA has introduced multi-sensory approaches and links to the outdoor environment through the use of EYFS capital grant to support boys' preferred learning styles.

Progress made towards LA 2009 Early Years Outcomes Duty targets, revised ambition for 2010 and ambitions for 2011.

Targets for the newly formed Cheshire East LA have been set for 2009-10 at 64.2% for the threshold and 27.9% for the gap. These represent improvements next year of 3.2ppts. and 3.7ppts. respectively and will be an ongoing area of challenge for the newly formed LA..

Assessment of the performance in priority schools/settings.

In order to continue improving the quality of children's EYFS experiences and achievements, the LA's customised Making a Big Difference (MABD) programme is to run again in 8 schools and be extended by a further three and associated settings. This is based on data analysis of the lowest performing 20% of children. Plans are to be shaped using the school which has evidenced the greatest impact. Using data analysis as a basis, 20 schools have received targeted EYFS support through bespoke packages brokered by SIPs. Of these 20 schools, 75% have shown improvement but there has not yet been sufficient impact on boys' achievements. The LA is involved in a fifth year of the CLLD programme. The CLLD consultant reports a good impact within the targeted schools. The engagement of SIPs in the programme has contributed to its overall impact. The LA reports increases in attainment at the end of KS1 in reading and writing for the three CLLD pilot schools and increases across all levels except writing at L2+ for the seven second year schools. The LA reports that there are no schools where children have not scored 6+ across PSED & CLL scales.

Progress made in closing the gap between the 20% least well performing children and the rest.

The LA reports that there are relatively small numbers of FSM and LA personnel are currently in the process of identifying where these children are. An action plan for improving the attainment of FSM children is currently being developed. An EYFS lead pedagogue is currently seconded for part of the week to the Looked After Children (LAC) team to support & promote achievement of children in care. Additionally EYFS training will continue to be delivered to foster carers. Priority is also being given to supporting the achievement of those Gypsy Roma Traveller children in the lowest performing 20%. The LA intends to target its work more closely on impact through regular pupil data collections, audits, action plans and training evaluations.

Agreed priorities

Continue to raise the achievement of all children and narrow the gap between the lowest performing 20% and the rest by using the MABD programme to improve the achievement of boys; interrogating data at scale point and individual child level, particularly in the bottom 20% of deprivation to increase rates of progress: supporting Headteachers and setting leaders in meeting the challenges of the new white paper through leadership and management training.

Primary

Overall standards in 2009 and progress/trends over last 3 years at KS1 and KS2.

KS1 reading data shows improvement at L2+ and L3, with L2B+ static. Three year trends in reading indicate L2+, L2B+ and L3 remaining static. All levels remain above national. Provisional attainment data in mathematics shows outcomes remain static at all levels, but above national. Three year trends in mathematics indicate L2, L2B+, and L3 remaining static. Writing results remained static at L2+ and L3, whilst improving by 3pp at L2B+. All outcomes are above national. Three year trends in writing are static at L2+ and L3, but increased at L2B+.

KS2 L4+ combined English and mathematics shows a fall but outcomes remain well above national. At L5+ there has been a 3pp increase. English L4+ showed a reduction in line with national trends, but remained above national, with L5+ outcomes increasing and remaining above national. Three year English trends show a reduction at L4+, with an improvement at L5+. Mathematics at L4+ declined, whilst L5+ increased by 3ppts, both remaining above national. Three year mathematics trends show a reduction at L4+, with an improvement at L5+. L4+ Reading declined and Writing improved, with both well above national.

Two levels of progress data 2008 showed decreased attainment over the last two years. LA self reported 2009 data shows that English attainment increased by 1ppt. to 83ppt. and mathematics increased by 2ppt. to 83ppt.

Progress made towards LA 2009 KS2 pupil performance and attendance targets, revised ambition for 2010 and ambitions for 2011, with reference to RAISEonline estimated trajectories to 2011.

The LA did not achieve the target set in combined English and mathematics at L4+ (5ppts. below). This leaves the LA with 6ppts. to meet the 2010 target of 84% (significantly above Fischer Family Trust D). The schools and the LA set ambitious targets which is good.

Latest LA self reported data indicate that overall attendance which has been a priority has remained static and now stands at 95.3% (provisional autumn & spring 2008/09). Provisional persistent absence figures (2008/09) indicate 1.6%, which has increased from 1.3% the previous year. The LA receives targeted support via National Strategies to work with the 8 primary school where there are 10 or more persistently absent pupils and more than 2.5% persistent absence.

The LA continues to raise awareness of attendance issues via SIPs, with SIPs informed of attendance trends across the county and in identified priority schools, through year six attendance spreadsheets. Primary Headteachers and where appropriate, individual Governing Bodies have been briefed regarding attendance data, particularly where this is a concern. The LA indicate that attendance will continue to be a priority, with support for identified schools being delivered via the Educational Welfare Service and through ongoing developments within the Behaviour & Attendance and Social, Emotional Aspects of Learning (SEAL) programmes

Assessment of the performance in priority schools, including those below floor and 'hard to shift' schools.

One school remains below 55% L4+ English and mathematics combined for the ninth year. The LA and elected Members has given the school three years to effect improvement, indicating if it cannot demonstrate the capacity to sustain continuous improvement it will face closure. The LA has completed a focused review of the school already this term and Schools Causing Concern meetings have also been actioned. The draft ofsted judgement (Dec1/2nd) has identified the school as satisfactory with some good elements. This will enable the LA to target future support to areas identified by this review. The LA are aware of the significant emphasis the DCSF is placing on schools in the long term hard to shift category.

Schools that are below the floor will receive a package of focused support from LA consultants, with the majority accessing the new Single Plan Partnership Programme (formerly ISP), as well as support, where appropriate, from other national Strategy programmes. The LA have identified Crewe as an area to target further support, based on the analysis of schools' performance.

The LA in analysing provisional 2009 data has also identified a number of schools where there are significant differences in English and mathematics outcomes this year. These schools, will be provided with additional targeted support, to reduce the performance gap. One School has recently been removed from their Notice to Improve judgement. Only one school remains within an Ofsted category of Special Measures with the LA Statement currently been prepared.

Mainstreaming and closing the gap of underachieving pupil groups, including FSM, persistent absentees, Children in Care, low attaining, white working class and ethnic minority groups.

LA self reported data 2009, indicates 9.5%.of the KS1 cohort received FSM. The gap between FSM and non FSM narrowed in reading at L3+, mathematics at L2B+ and L3+, but widened significantly in writing at L2B+. Girls' attainment continues to be higher than boys in all areas of English. In mathematics, girls' attainment is slightly higher than boys at L2b+ whilst at L3+ boys' attainment is higher, the gap widening this year.

In KS2, girls' attainment remains higher than boys in English. In mathematics boys' attainment is higher, particularly at L5+. In terms of FSM, 8.7% of the KS2 cohort received FSM in 2008/9. The gap between FSM and non FSM narrowed slightly at L4+ in English and mathematics combined, IN English at L5+ and in mathematics at L4+. It increased by 6ppt. for 2 levels of progress in English.

The numbers of pupils in ethnic groups are small in Cheshire East. The only group with more than 30 pupils are White British, White other background. LA self reported analysis shows that no specific group is significantly underperforming.

Provisional KS1 L2+ results for Children in Care indicate that 58% achieved reading, 50% writing, and 83% mathematics. Results for the potential OC2 groups are 64% reading, 55% writing and 91% mathematics. KS2 L4+ provisional results indicating that 17% achieved English, 50% reading and 25% mathematics, with the potential OC2 group achieving 18% English, 55% reading and 27% mathematics. Results were broadly in line with predictions.

Based on 2008 data the attainment of pupils with SEN has increased faster than nationally and the SEN/non-SEN gap has reduced. In 2009 this gap has increased by 3pp to 56pp. However the percentage of pupils with SEN has dropped by 2.1pp to 14.7pp.

Agreed priorities

Reduce the number of schools below the floor target, improve two levels of progress in English and Mathematics and increase the percentage of pupils achieving L4+ in reading at the end of KS 2

Secondary

Overall standards in 2009 and progress/trends over last 3 years at KS3 and KS4.

There has been a very slight rise from 56.6% in 2008 to 57.2% in 2009 in the proportion of pupils gaining 5 or more higher grade GCSEs including English and mathematics. The 2009 results are above average but the improvement is in the lowest quartile. There have also been gains on the 5+A*-C indicator, which rose from 69% in 2008 to 72% in 2009. There is an upward three year trend. The early indications are that performance in mathematics rose 2ppts. and in English by 0.5ppts

Progress made towards LA 2009 and KS4 targets, revised ambitions for 2010 and ambitions for 2011, with reference to RAISEonline estimated trajectories to 2011.

Cheshire East is a new LA; there are no LA targets, including for persistent absence, against which to evaluate performance. The LA has compared its performance with FFT estimates. At 56.4%, results were below the FFTB estimate and the gap between actual results and FFT estimates has widened slightly. This data clearly indicates there is some underachievement in identified schools and the new LA is determined to tackle this. The LA is now 9.0 ppts. adrift of its target of 66% for 2010. The LA is aware that there is much to be done in order to accelerate progress, including through introducing greater ambition in targets.

Assessment of the performance of priority schools, specifically National Challenge, persistent absence and behaviour.

In 2008, there was one school below the floor target. In 2009, there are no schools below the floor target. Results at the two schools receiving support from the National Challenge improved with strong improvement seen in one school. The performance of one further school dropped considerably to around 31% and the school is also now part of the National Challenge.

The LA has confirmed its request for a further school to be included in the Gaining Ground programme. Other identified schools will be part of a LA school improvement strategy programme which will be monitored by the NS Regional Team.

There are no schools in OfSTED categories although the LA considers two schools to be at risk of going into a category and is providing enhanced support to these schools.

The LA is a targeted authority for persistent absence with 6 schools being targeted for support from LA teams.

Mainstreaming and closing the gap of underachieving pupil groups, including FSM, persistent absentees, Children in Care, low attaining, white working class and ethnic minority groups.

Historic data shows that at the end of Key Stage 4, the gap in performance between pupils entitled to free school meals and their peers, at 39% in 2008, is the widest in the region and there is no trend of continuous improvement. The gap has narrowed to 36.2pp in 2009. The data suggests that the gap is narrowing for girls but widening for boys. The LA's analysis of teacher assessment information at the end of Key Stage 3 in 2009 suggests that the gap between the performance of those entitled to free school meals and their peers is narrower than in 2008. The implementation of the 1:1 Tuition programme across all schools will have a focus on FSM pupils as well as a separate programme targeting Cared for Children.

2008 data suggests that the gap between pupils with special educational needs and their peers is greater than the national average but this must be placed in the context of above average performance by the LA overall. It has narrowed this year by 4pp to 40.1pp. The LA's analysis of teacher assessment at the end of Key Stage 3 in 2009 indicates that those on School Action do less well than those on School Action Plus in English and mathematics combined, English at L5+ and science at L6+.

Agreed priorities

Improving 5+A*-C inc. E & M to ensure that LA Performance is within the FFTB-D range following 2010 KS4 results and improve rates of progress made by individuals, groups of pupils and schools.
Improve the use of data and tracking systems.
Improve the attainment of pupils eligible for FSM.

This page is intentionally left blank

KEY STAGE 2 RESULTS 2006/7-9

< indicates cohort of 10 or less

Pupils who do not have KS1 results are not inc in the two levels progress measures

Special schools and schools now closed have not been included

APPENDIX B

measures		Special schools and schools now closed have not been included																										
DCSF	School name	Cohort			En L4+			En L5+			Ma L4+			Ma L5+			En&Ma L4+			Eng 2 level prog			Maths 2 level prog			CVA significance		
		2006/7	2007/8	2008/9	2006/7	2007/8	2008/9	2006/7	2007/8	2008/9	2006/7	2007/8	2008/9	2006/7	2007/8	2008/9	2006/7	2007/8	2008/9	2006/7	2007/8	2008/9	2006/7	2007/8	2008/9	2006/7	2007/8	2008/9
3139	Acton Church of England Primary School	20	22	17	95%	82%	94%	40%	27%	41%	90%	73%	100%	45%	41%	53%	90%	68%	94%	80%	68%	94%	85%	73%	94%		sig-	sig+
2143	Adlington Primary School	11	13	17	100%	100%	94%	36%	69%	47%	100%	100%	94%	55%	85%	71%	100%	100%	94%	91%	100%	94%	91%	100%	100%		sig+	sig+
2129	Alderley Edge Community Primary School	36	41	40	92%	90%	98%	33%	46%	58%	83%	93%	93%	39%	44%	43%	83%	90%	93%	85%	87%	97%	79%	89%	92%			
2162	Alsager Highfields Community Primary School	49	40	48	98%	98%	96%	39%	45%	27%	94%	100%	98%	47%	40%	42%	94%	98%	96%	84%	97%	89%	86%	97%	100%	sig+	sig+	
2142	Ash Grove Primary School and Nursery	16	12	10	63%	58%	<	19%	8%	<	50%	33%	<	0%	8%	<	38%	25%	<	94%	83%	<	63%	58%	<	sig-	sig-	
2710	Ashdene Primary School	51	57	57	98%	100%	100%	82%	63%	54%	98%	98%	98%	73%	70%	68%	96%	98%	98%	98%	95%	80%	96%	95%	96%	sig+	sig+	
3529	Asbury St Mary's Church of England Primary School	16	24	20	88%	83%	75%	56%	25%	20%	81%	92%	70%	56%	58%	30%	81%	79%	65%	88%	83%	83%	80%	96%	68%			
3141	Audlem St James' CE Primary School	30	29	27	87%	86%	89%	47%	41%	48%	80%	79%	93%	43%	38%	37%	77%	79%	89%	90%	89%	81%	76%	81%	88%		sig-	
2693	Beechwood School	40	39	39	68%	77%	64%	25%	26%	8%	55%	72%	74%	23%	13%	21%	55%	64%	56%	68%	89%	63%	58%	76%	85%			
2715	Bexton Primary School	62	64	62	77%	86%	85%	29%	44%	52%	79%	78%	90%	29%	47%	66%	73%	78%	85%	70%	81%	82%	74%	78%	90%	sig-		sig+
3142	Bickerton Holy Trinity CE Primary School	24	15	19	83%	93%	100%	25%	40%	47%	79%	73%	95%	38%	33%	53%	67%	73%	95%	87%	100%	100%	83%	80%	94%		sig+	
2176	Black Firs Primary School	40	38	39	100%	97%	97%	33%	24%	31%	100%	89%	100%	48%	53%	41%	100%	89%	97%	97%	92%	97%	100%	97%	100%	sig+	sig+	sig-
3562	Bollinbrook Church of England Primary School	29	30	32	97%	80%	97%	55%	23%	44%	93%	77%	81%	41%	23%	31%	93%	77%	78%	93%	70%	97%	93%	87%	83%		sig-	
3113	Bollington Cross Church of England Primary School	19	11	13	89%	82%	69%	68%	36%	15%	84%	82%	85%	53%	9%	46%	84%	82%	62%	100%	80%	83%	89%	90%	92%	sig+		
3516	Bollington St John's Church of England Primary School	11	11	8	82%	100%	<	45%	18%	<	82%	82%	<	36%	27%	<	73%	82%	<	100%	91%	<	90%	73%	<			
3114	Bosley St Mary's Church of England Primary School	3	13	4	<	92%	<	<	62%	<	<	69%	<	<	38%	<	<	69%	<	<	92%	<	<	69%	<			
3527	Breerton Church of England Primary School	13	27	13	92%	89%	77%	69%	26%	54%	85%	89%	85%	46%	56%	54%	85%	85%	69%	85%	78%	92%	92%	93%	85%		sig+	
3543	Bridgemere Church of England Primary School	10	13	10	<	92%	<	<	62%	<	<	92%	<	<	46%	<	<	92%	<	<	69%	<	<	92%	<			
2201	Brierley Primary School	17	25	15	71%	60%	53%	29%	12%	40%	71%	72%	53%	18%	8%	27%	65%	52%	53%	87%	73%	91%	80%	82%	83%			
2706	Broken Cross Community School	28	24	23	25%	63%	61%	11%	8%	9%	36%	71%	52%	11%	21%	22%	18%	63%	48%	32%	92%	86%	36%	75%	64%	sig-		
2163	Buglawton Primary School	24	18	22	96%	100%	95%	54%	44%	45%	88%	83%	100%	42%	44%	41%	88%	83%	95%	100%	100%	95%	92%	89%	100%	sig+	sig+	sig+
3544	Bunbury Aldersey Church of England Primary School	24	31	29	88%	94%	97%	54%	61%	21%	83%	94%	90%	50%	65%	52%	83%	94%	90%	91%	97%	69%	91%	94%	86%			
2214	Calveley School	15	15	15	93%	87%	80%	60%	67%	47%	80%	80%	67%	20%	60%	47%	80%	80%	67%	93%	93%	71%	73%	87%	71%			
3115	Chelford Church of England Primary School	4	6	9	<	<	<	<	<	<	<	<	<	<	<	<	<	<	<	<	<	<	<	<	<			
3821	Cleford Primary School	67	61	70	93%	95%	80%	30%	21%	14%	84%	97%	81%	21%	64%	39%	81%	95%	70%	85%	77%	61%	63%	95%	80%	sig-	sig+	sig-
3819	Cranberry Primary School	44	45	42	91%	84%	81%	50%	31%	24%	82%	93%	67%	23%	49%	24%	82%	82%	67%	88%	84%	78%	81%	91%	68%			
2705	Daven Primary School	34	37	41	68%	89%	78%	15%	27%	27%	65%	73%	85%	21%	27%	27%	62%	70%	73%	65%	86%	78%	59%	73%	85%	sig-		
3814	Dean Oaks Primary School	62	54	48	90%	89%	83%	53%	39%	46%	87%	89%	83%	53%	41%	54%	84%	85%	77%	87%	67%	85%	82%	75%	79%			
2332	Dean Valley Community Primary School	34	32	28	97%	97%	93%	44%	31%	43%	97%	100%	93%	47%	56%	39%	94%	97%	89%	91%	72%	88%	94%	100%	93%		sig+	
2139	Disley Primary School	38	35	33	87%	83%	85%	45%	37%	27%	87%	86%	85%	45%	37%	30%	79%	77%	76%	78%	82%	69%	86%	79%	67%		sig-	
2377	Edleston Primary School	37	35	33	59%	71%	81%	11%	9%	42%	54%	77%	81%	19%	23%	35%	51%	69%	71%	71%	86%	73%	80%	86%	79%	sig-		
2258	Egerton Primary School	31	30	30	90%	100%	83%	32%	40%	47%	87%	93%	70%	26%	50%	43%	84%	93%	70%	84%	87%	82%	74%	93%	71%	sig-		
3121	Elworth Church of England Primary School	43	48	40	84%	85%	95%	37%	27%	60%	81%	85%	95%	26%	33%	53%	72%	81%	95%	79%	81%	95%	79%	79%	95%	sig-		sig+
2356	Elworth Hall Primary School	31	34	26	84%	91%	85%	35%	21%	31%	84%	88%	73%	26%	35%	50%	74%	85%	69%	87%	79%	76%	87%	76%	80%		sig-	
2168	Excalibur Primary School	31	26	32	100%	96%	88%	58%	35%	47%	90%	92%	84%	45%	27%	34%	90%	92%	81%	87%	100%	87%	87%	84%	87%			
3810	Gainsborough Primary and Nursery School	61	64	60	64%	73%	78%	11%	16%	35%	62%	72%	73%	21%	17%	32%	54%	63%	67%	67%	62%	86%	68%	59%	72%	sig-	sig-	sig-
2154	Gawsworth Primary School	25	28	25	92%	93%	96%	80%	57%	52%	88%	89%	88%	56%	43%	60%	88%	86%	88%	92%	96%	88%	88%	88%	84%			sig+
2378	Goostrey Community Primary School	22	31	30	100%	94%	93%	73%	35%	57%	100%	97%	93%	68%	58%	50%	100%	94%	93%	100%	83%	93%	100%	97%	97%	sig+	sig+	sig+
2137	Gorsey Bank Primary School	59	63	58	90%	96%	97%	47%	22%	59%	86%	94%	97%	51%	44%	71%	86%	94%	95%	92%	70%	93%	90%	78%	95%			
2216	Haslington Primary School	46	44	50	89%	98%	86%	35%	45%	20%	85%	82%	84%	41%	34%	30%	80%	80%	80%	78%	88%	64%	80%	75%	80%	sig-	sig-	
2175	Havannah Primary School	17	18	25	100%	94%	96%	59%	22%	64%	94%	89%	84%	53%	22%	36%	94%	83%	84%	94%	83%	96%	88%	83%	80%	sig+		
2174	Hermitage Primary School	34	32	31	97%	88%	90%	56%	41%	45%	94%	84%	87%	38%	53%	48%	94%	78%	87%	94%	97%	93%	85%	87%	83%	sig+		
2256	High Legh Primary School	19	24	23	84%	92%	91%	37%	25%	43%	74%	100%	87%	47%	42%	57%	74%	92%	87%	88%	70%	95%	82%	90%	91%			
2229	Highfields Community Primary School	30	30	30	97%	97%	97%	57%	53%	33%	97%	93%	90%	63%	47%	47%	93%	93%	90%	100%	83%	90%	90%	87%	93%	sig+		
2159	Hollinhey Primary School	21	23	21	95%	100%	90%	76%	35%	29%	95%	91%	81%	76%	52%	43%	95%	91%	81%	90%	96%	95%	95%	96%	95%	sig+	sig+	sig+
2165	Holmes Chapel Primary School	58	62	47	93%	92%	83%	36%	29%	47%	86%	84%	68%	26%	39%	38%	84%	82%	68%	75%	70%	93%	79%	75%	70%	sig-	sig-	
2211	Hungerford Primary School	55	64	53	89%	88%	89%	16%	38%	43%	95%	94%	87%	71%	47%	68%	89%	88%	83%	85%	94%	86%	95%	98%	94%	sig+	sig+	sig+
2716	Hurdsfield Community Primary School	14	12	16	100%	83%	81%	3																				

Pupils who do not have KS1 results are not inc in the two levels progress measures
Special schools and schools now closed have not been included

DCSF	School name	Cohort			En L4+			En L5+			Ma L4+			Ma L5+			En&Ma L4+			Eng 2 level prog			Maths 2 level prog			CVA significance		
		2006/7	2007/8	2008/9	2006/7	2007/8	2008/9	2006/7	2007/8	2008/9	2006/7	2007/8	2008/9	2006/7	2007/8	2008/9	2006/7	2007/8	2008/9	2006/7	2007/8	2008/9	2006/7	2007/8	2008/9	2006/7	2007/8	2008/9
2167	Sandbach Community Primary School	31	25	14	84%	72%	71%	39%	20%	7%	74%	68%	71%	23%	20%	29%	74%	68%	64%	80%	83%	79%	67%	68%	64%	sig-	sig-	
2169	Scholar Green Primary School	26	29	20	92%	76%	85%	54%	14%	45%	92%	79%	75%	38%	21%	15%	88%	69%	75%	96%	64%	95%	85%	86%	80%			
2698	Shavinton Primary School	54	47	57	91%	85%	86%	41%	34%	46%	91%	85%	86%	43%	47%	12%	85%	74%	77%	74%	87%	98%	89%	85%	78%		sig+	
3122	Smallwood Church of England Primary School	17	19	13	94%	89%	85%	53%	42%	38%	100%	100%	85%	35%	42%	46%	94%	89%	77%	100%	100%	92%	94%	100%	83%		sig+	
2220	Sound and District Primary School	17	17	11	94%	100%	100%	41%	59%	64%	82%	100%	91%	47%	47%	55%	82%	100%	91%	94%	94%	100%	76%	94%	<			
3525	St Alban's Catholic Primary School	48	48	60	96%	98%	83%	56%	60%	58%	96%	96%	88%	48%	58%	50%	94%	96%	82%	98%	94%	92%	93%	96%	85%	sig+	sig+	
3547	St Anne's Catholic Primary School	26	21	24	96%	86%	100%	46%	62%	58%	96%	90%	88%	46%	38%	46%	96%	86%	88%	96%	100%	92%	96%	100%	88%	sig+	sig+	
3169	St Anne's Fulshaw Church of England School	13	16	12	85%	94%	75%	54%	38%	50%	85%	69%	75%	31%	44%	42%	85%	69%	67%	100%	93%	<	77%	79%	<			
3513	St Benedict's Catholic Primary School	18	23	29	100%	91%	86%	67%	39%	38%	89%	87%	76%	44%	43%	31%	89%	83%	76%	100%	91%	93%	78%	86%	83%			
3536	St Gabriel's Catholic Primary School	25	28	31	100%	100%	100%	64%	79%	55%	100%	96%	90%	76%	64%	65%	100%	96%	90%	100%	100%	100%	100%	89%	87%	sig+	sig+	sig+
3521	St Gregory's Catholic Primary School	7	19	11	<	89%	100%	<	21%	73%	<	89%	91%	<	32%	73%	<	89%	91%	<	82%	91%	<	76%	82%		sig-	
3526	St John the Evangelist Church of England Primary S	46	38	49	87%	84%	78%	41%	45%	12%	89%	76%	78%	48%	32%	35%	83%	76%	67%	71%	89%	53%	82%	68%	69%	sig-	sig-	sig-
3530	St John's C of E Primary School, Sandbach Heath	28	30	17	75%	93%	94%	32%	20%	35%	61%	93%	71%	18%	20%	65%	57%	90%	71%	79%	79%	82%	58%	89%	65%	sig-		
3531	St Mary's Catholic Primary School (Congleton)	28	17	18	100%	82%	89%	71%	29%	39%	100%	82%	94%	57%	29%	44%	100%	82%	89%	96%	93%	94%	100%	93%	100%	sig+		sig+
3541	St Mary's Catholic Primary School (Crewe)	78	69	75	87%	81%	88%	40%	28%	28%	82%	72%	87%	29%	28%	40%	74%	68%	78%	91%	81%	84%	79%	68%	90%		sig-	
3537	St Mary's Catholic Primary School (Middlewich)	36	31	30	97%	97%	83%	53%	52%	30%	86%	97%	83%	56%	45%	37%	86%	97%	70%	94%	94%	85%	86%	90%	79%		sig-	
3140	St Oswald's Worleston Church of England Primary S	4	6	0	<	<	n/a	<	<	n/a	<	<	n/a	<	<	n/a	<	<	n/a	<	<	<	<	<	n/a			n/a
3566	St Paul's Catholic Primary School	18	17	19	61%	88%	89%	28%	41%	53%	83%	94%	89%	39%	41%	53%	61%	82%	89%	56%	67%	100%	80%	67%	100%			
3559	St Vincent de Paul Catholic Primary School	16	30	23	100%	100%	87%	19%	70%	30%	100%	97%	91%	38%	60%	61%	100%	97%	87%	87%	93%	70%	80%	96%	85%			
3147	Stapeley Broad Lane Church of England Primary Sc	31	29	30	97%	83%	93%	58%	34%	27%	94%	83%	87%	52%	31%	57%	90%	79%	87%	94%	62%	73%	94%	69%	83%	sig+	sig-	
2131	Styal Primary School	11	15	15	55%	73%	100%	9%	20%	57%	64%	60%	100%	0%	7%	29%	55%	53%	100%	73%	80%	100%	73%	60%	100%		sig-	
2291	The Berkeley Primary School, Wistaston	58	60	56	91%	95%	84%	43%	32%	45%	91%	78%	80%	45%	27%	43%	88%	78%	77%	84%	80%	86%	90%	71%	84%		sig-	sig-
2228	The Dingle Primary School	49	54	42	88%	80%	93%	47%	24%	26%	92%	81%	90%	61%	48%	60%	88%	78%	90%	78%	72%	78%	88%	72%	88%	sig-	sig-	
2156	The Marlborough Primary School	55	61	62	85%	82%	84%	35%	21%	32%	91%	85%	77%	44%	36%	35%	84%	79%	71%	94%	79%	82%	91%	78%	80%			
2171	The Quinta Primary School	44	35	38	89%	97%	87%	48%	40%	21%	91%	100%	95%	36%	46%	55%	86%	97%	87%	86%	85%	63%	77%	91%	87%			
3808	Underwood West Primary School	71	64	57	46%	47%	44%	18%	8%	4%	41%	41%	44%	4%	9%	14%	37%	34%	35%	45%	57%	49%	27%	41%	49%	sig-	sig-	sig-
3816	Upton Priory School	52	54	60	92%	91%	93%	54%	50%	33%	83%	87%	90%	50%	43%	48%	83%	83%	88%	94%	92%	81%	76%	78%	95%			
3818	Vernon Primary School	61	65	42	87%	77%	81%	44%	9%	26%	79%	75%	71%	28%	25%	26%	77%	62%	69%	67%	75%	53%	64%	67%		sig-	sig-	
2328	Vine Tree Primary School	33	31	33	73%	84%	94%	12%	32%	42%	85%	84%	88%	36%	45%	33%	64%	81%	88%	64%	86%	88%	88%	93%	79%	sig-		
3545	Warringham Church of England Primary School	13	11	6	92%	82%	<	31%	36%	<	92%	82%	<	38%	27%	<	92%	82%	<	92%	90%	<	92%	60%	<			
2367	Weaver Primary School	34	35	34	91%	94%	91%	56%	40%	41%	100%	83%	88%	53%	29%	29%	91%	83%	85%	88%	91%	84%	97%	71%	81%		sig-	sig-
2222	Weston Village Primary School	28	24	22	96%	96%	95%	54%	50%	68%	89%	96%	91%	25%	58%	45%	89%	96%	91%	96%	92%	91%	93%	92%	91%			
2166	Wheelock Primary School	31	30	30	84%	93%	97%	45%	63%	37%	90%	87%	97%	38%	50%	50%	81%	87%	93%	90%	93%	100%	93%	90%	93%		sig+	sig+
2340	Whirley Primary School	25	29	27	96%	97%	89%	52%	48%	33%	92%	90%	74%	48%	45%	22%	92%	90%	74%	84%	93%	81%	80%	79%	73%			
2223	Willaston Primary School	30	25	30	100%	100%	97%	73%	48%	37%	90%	100%	87%	43%	44%	50%	90%	100%	87%	97%	88%	77%	80%	88%	83%			
2138	Wilmslow Grange Community Primary & Nursery Sc	37	28	36	78%	71%	92%	35%	25%	39%	78%	68%	97%	57%	21%	44%	73%	57%	89%	83%	69%	89%	89%	62%	97%		sig-	
3520	Wincle Church of England Primary School	3	6	10	<	<	<	<	<	<	<	<	<	<	<	<	<	<	<	<	<	<	<	<	<		sig+	
3812	Wistaston Church Lane Primary School	59	60	60	98%	97%	90%	36%	57%	35%	95%	93%	95%	56%	33%	55%	93%	92%	87%	97%	92%	85%	98%	78%	97%		sig+	
3805	Wistaston Green Primary and Nursery School	32	55	43	44%	58%	65%	6%	9%	19%	38%	58%	56%	9%	27%	14%	31%	49%	51%	59%	76%	83%	31%	65%	65%	sig-	sig-	sig-
3120	Woodcock's Well Church of England Primary School	16	12	7	81%	75%	<	25%	58%	<	81%	75%	<	19%	8%	<	75%	67%	<	94%	100%	<	81%	83%	<			
2157	Worth Primary School	30	34	33	93%	100%	97%	27%	44%	67%	97%	100%	91%	63%	47%	58%	93%	100%	88%	83%	85%	97%	97%	94%	94%			
2225	Wrenbury Primary School	19	9	16	95%	<	81%	58%	<	25%	84%	<	88%	37%	<	56%	84%	<	81%	95%	<	87%	89%	<	80%			
3546	Wybunbury Delves Church of England Primary Scho	34	30	32	97%	97%	97%	65%	67%	72%	100%	97%	94%	71%	63%	44%	97%	97%	94%	97%	100%	97%	100%	100%	97%	sig+	sig+	sig+
2217	Wyche Primary School	22	31	31	68%	68%	71%	18%	23%	16%	77%	74%	71%	32%	35%	23%	68%	68%	61%	91%	77%	64%	91%	70%	68%			
895	Cheshire East	3952	4086	3896	86%	86%	86%	41%	34%	37%	84%	84%	83%	40%	38%	41%	79%	80%	78%	84%	82%	n/a	81%	81%	n/a			

Cheshire East 895

2009 KS4 Key Indicators by School and Local Area Partnerships



This page is intentionally left blank

2009 KS4 Key Indicators version 2
Gender=All Pupils

APPENDIX C

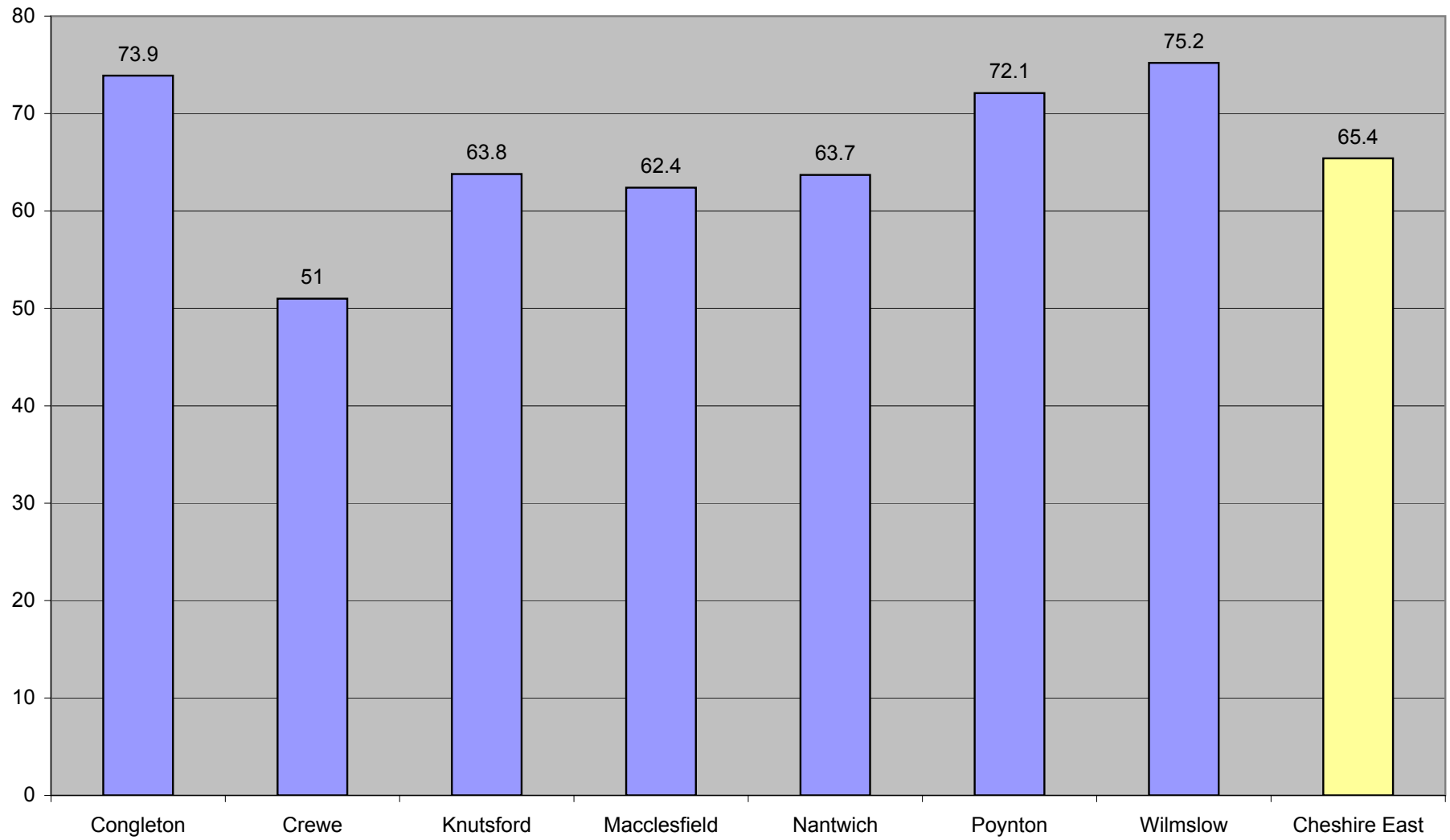
Gender – All Pupils				Percentage of Pupils Achieving															QCA	
									5+ A*-C incl GCSE E&M	5+ A*-C incl Level 2 E&M	5+ A*-G incl Level 1 E&M	2+ A*-C Science	MFL Lvl 2	MFL Lvl 1	MFL Any	GCSE A*-C Eng&M aths	GCSE A*-C Eng	GCSE A*-C Maths	APS	Capped APS
DCSF	LAP	School	NOR	3+ A*-A	5+ A*-C	5+ A*-G	1+ A*-G	Any Qual												
4121	Congleton	Alsager School	236	37.7	80.9	97.9	99.6	100.4	75.4	75.4	97.9	66.5	33.1	36.4	36.4	76.3	84.3	82.6	432.0	351.3
4226		Congleton High School	181	30.9	85.1	98.9	100.0	100.6	56.9	65.7	98.9	60.2	32.0	40.9	96.1	56.9	63.5	69.1	478.1	351.7
4227		Eaton Bank School	178	33.1	65.2	96.6	97.8	97.8	55.6	55.6	96.1	66.3	21.9	39.9	40.4	55.6	65.2	60.1	368.1	323.4
4165		Holmes Chapel Comprehensive School	190	41.6	85.3	95.8	97.4	97.4	74.2	74.2	95.8	71.6	42.6	56.3	56.3	74.2	80.5	80.0	465.8	348.4
4127		Middlewich High School	131	19.8	79.4	95.4	98.5	99.2	64.1	64.1	93.1	71.8	14.5	18.3	18.3	64.1	75.6	71.8	407.9	328.6
4123		Sandbach High School and Sixth Form College	203	41.4	84.2	99.0	100.0	100.5	70.0	70.0	99.0	53.7	53.2	94.6	94.6	70.4	84.7	72.9	469.4	362.0
6010		Sandbach School	192	32.3	72.9	96.9	100.0	100.0	67.7	67.7	96.4	63.5	27.6	39.1	39.1	70.8	76.6	77.1	427.8	337.0
Congleton			1311	34.7	79.2	97.3	99.1	99.5	66.9	68.1	96.9	64.5	33.3	48	55.7	67.6	76.4	73.9	437.3	344.4
7209	Crewe	Adelaide School	9	-	-	55.6	100.0	100.0	-	-	33.3	-	-	-	-	-	11.1	-	196.4	182.2
4223		King's Grove School	157	8.9	59.2	93.0	100.0	100.6	35.0	35.0	89.2	65.6	8.9	24.8	24.8	35.7	46.5	44.6	373.4	291.1
4139		Ruskin Sports College - A Community High School	136	15.4	47.8	84.6	95.6	96.3	32.4	33.1	83.8	41.2	25.7	42.6	55.1	33.1	44.1	40.4	327.5	267.1
4144		Shavington High School	186	20.4	79.0	94.6	97.8	100.5	46.2	47.3	93.5	89.8	7.5	8.6	8.6	47.3	64.0	57.5	458.1	330.5
4803		Sir William Stanier Community School	212	22.6	61.3	94.3	100.5	100.9	36.8	36.8	89.2	25.5	2.8	12.7	24.5	37.3	45.3	41.5	420.7	306.0
7111		Springfield Special School	9	-	-	-	22.2	55.6	-	-	-	-	-	-	-	-	-	-	32.5	32.5
4612		St Thomas More Catholic High School, A Specialist School	133	48.9	79.7	97.7	100.0	100.0	65.4	65.4	97.7	72.9	68.4	87.2	91.7	66.2	69.9	82.0	474.8	357.0
Crewe			842	22.1	64.3	91.7	98.1	99.4	41.6	41.9	89.1	56.7	19	30.4	36.1	42.3	52.5	51.0	407.1	306.2
4163	Knutsford	Knutsford High School	263	27.8	65.0	93.9	95.1	99.2	56.7	57.0	93.5	54.4	13.3	19.4	53.6	57.4	60.5	66.9	386.1	317.3
7210		St John's Wood Community School	13	-	-	23.1	84.6	100.0	-	-	7.7	-	-	-	-	-	-	-	59.4	59.4
Knutsford			276	26.4	62	90.6	94.6	99.3	54	54.3	89.5	51.8	12.7	18.5	51.1	54.7	57.6	63.8	370.7	305.2
4801	Macclesfield	All Hallows Catholic College	207	29.5	71.5	94.7	98.6	98.6	55.1	64.7	94.2	50.2	20.3	26.1	26.1	55.6	59.4	67.6	426.2	328.3
5401		Fallibroome High School	239	38.1	78.2	97.9	99.2	99.2	66.9	66.9	97.5	69.9	39.3	51.9	51.9	67.4	82.0	72.0	432.0	348.4
5402		Macclesfield High School	140	11.4	45.0	87.1	95.7	95.7	30.7	33.6	86.4	21.4	8.6	15.0	15.0	32.1	46.4	40.0	326.1	264.7
7112		Park Lane School	7	-	-	-	-	-	-	-	-	-	-	-	-	-	-	-	-	-
4116		Tytherington High School	210	21.9	65.2	95.2	99.5	99.5	57.6	59.5	95.2	55.2	45.2	77.1	77.1	59.5	67.6	63.3	379.0	316.0
Macclesfield			803	26.7	66.6	93.6	97.6	97.6	54.5	58	93.3	51.9	30.3	45	45	55.5	65.5	62.4	394.4	317.1
4220	Nantwich	Brine Leas High School	210	49.0	93.8	98.1	99.5	100.0	75.7	75.7	98.1	85.2	73.8	94.3	94.3	75.7	82.4	79.0	530.4	371.8
4143		Malbank School and Sixth Form College	209	27.3	67.0	92.8	99.0	99.0	45.9	45.9	89.5	59.3	23.9	31.1	31.1	45.9	63.2	48.3	393.4	312.4
Nantwich			419	38.2	80.4	95.5	99.3	99.5	60.9	60.9	93.8	72.3	48.9	62.8	62.8	60.9	72.8	63.7	462	342.2
4211	Poynton	Poynton High School and Performing Arts College	269	37.2	82.5	97.0	98.5	99.3	66.5	66.5	97.0	66.5	50.9	62.1	62.1	66.5	78.4	72.1	432.0	348.4
Poynton			269	37.2	82.5	97	98.5	99.3	66.5	66.5	97	66.5	50.9	62.1	62.1	66.5	78.4	72.1	432	348.4
4225	Wilmslow	Wilmslow High School	294	38.1	71.4	92.5	100.0	101.7	59.9	60.2	92.5	59.9	43.9	52.7	52.7	61.2	64.6	75.2	379.4	331.1
		Wilmslow	294	38.1	71.4	92.5	100	101.7	59.9	60.2	92.5	59.9	43.9	52.7	52.7	61.2	64.6	75.2	379.4	331.1
895		Cheshire East	4214	30.8	72.5	94.5	98.4	99.2	57.5	58.7	93.6	60.3	31.9	44.7	50.3	58.2	67.3	65.4	416.8	328.1

Local Area Partnerships

Congleton	1311	34.7	79.2	97.3	99.1	99.5	66.9	68.1	96.9	64.5	33.3	48	55.7	67.6	76.4	73.9	437.3	344.4
Crewe	842	22.1	64.3	91.7	98.1	99.4	41.6	41.9	89.1	56.7	19	30.4	36.1	42.3	52.5	51	407.1	306.2
Knutsford	276	26.4	62	90.6	94.6	99.3	54	54.3	89.5	51.8	12.7	18.5	51.1	54.7	57.6	63.8	370.7	305.2
Macclesfield	803	26.7	66.6	93.6	97.6	97.6	54.5	58	93.3	51.9	30.3	45	45	55.5	65.5	62.4	394.4	317.1
Nantwich	419	38.2	80.4	95.5	99.3	99.5	60.9	60.9	93.8	72.3	48.9	62.8	62.8	60.9	72.8	63.7	462	342.2
Poynton	269	37.2	82.5	97	98.5	99.3	66.5	66.5	97	66.5	50.9	62.1	62.1	66.5	78.4	72.1	432	348.4
Wilmslow	294	38.1	71.4	92.5	100	101.7	59.9	60.2	92.5	59.9	43.9	52.7	52.7	61.2	64.6	75.2	379.4	331.1
Cheshire East	4214	30.8	72.5	94.5	98.4	99.2	57.5	58.7	93.6	60.3	31.9	44.7	50.3	58.2	67.3	65.4	416.8	328.1

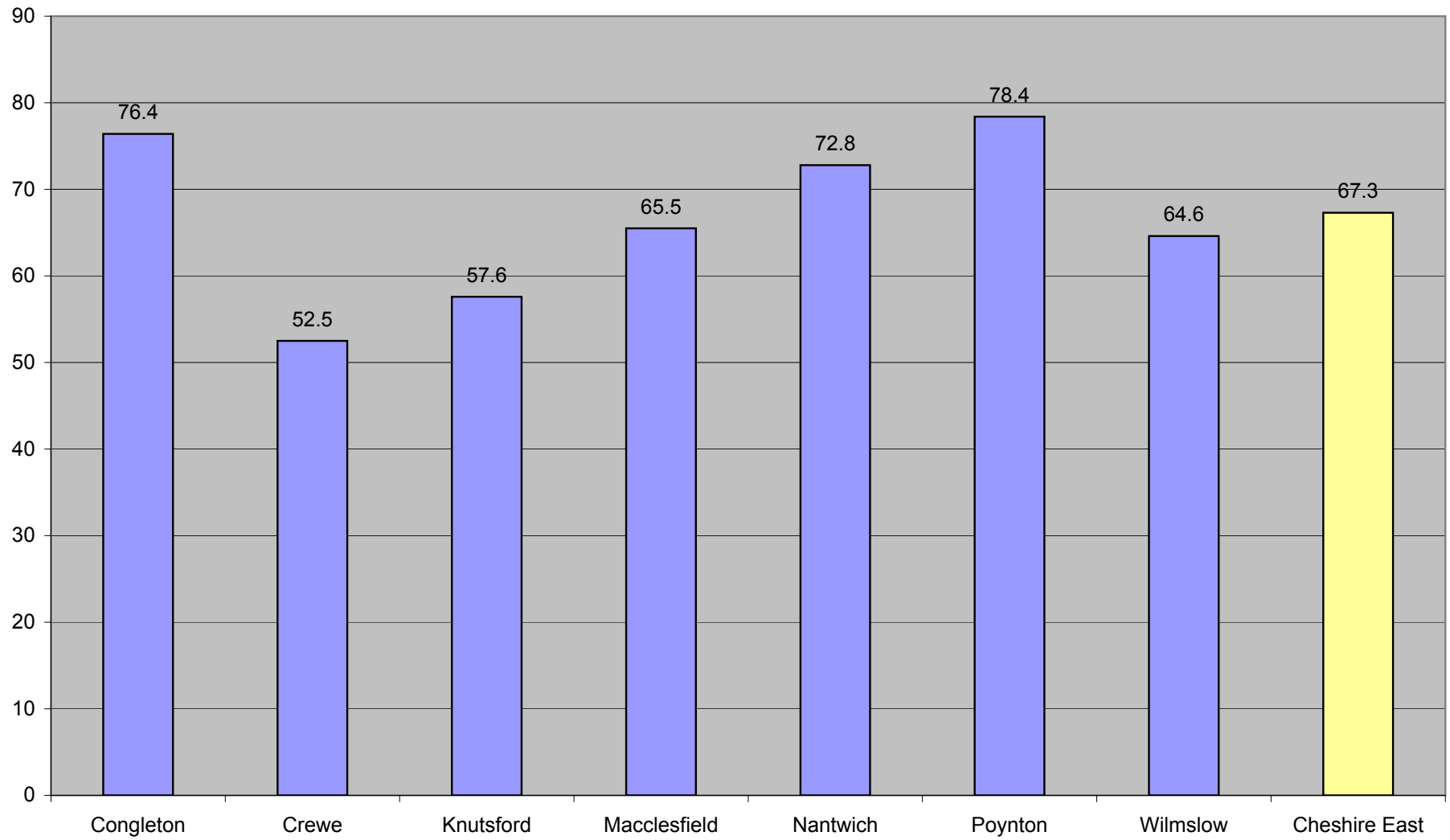
This page is intentionally left blank

2009 LAP KS4 - % A* to C Maths GCSE



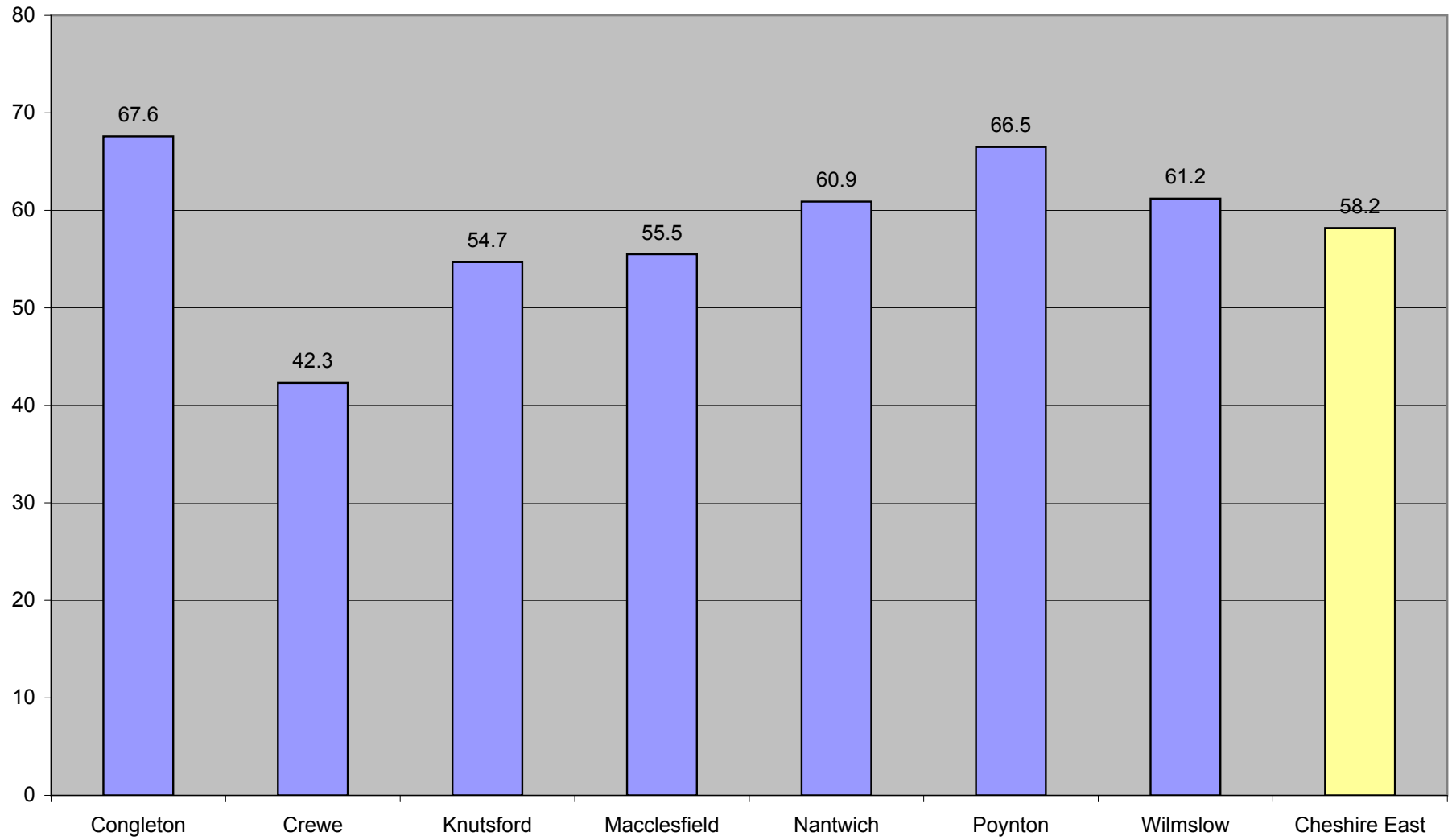
This page is intentionally left blank

2009 LAP KS4 - % A* to C English GCSE



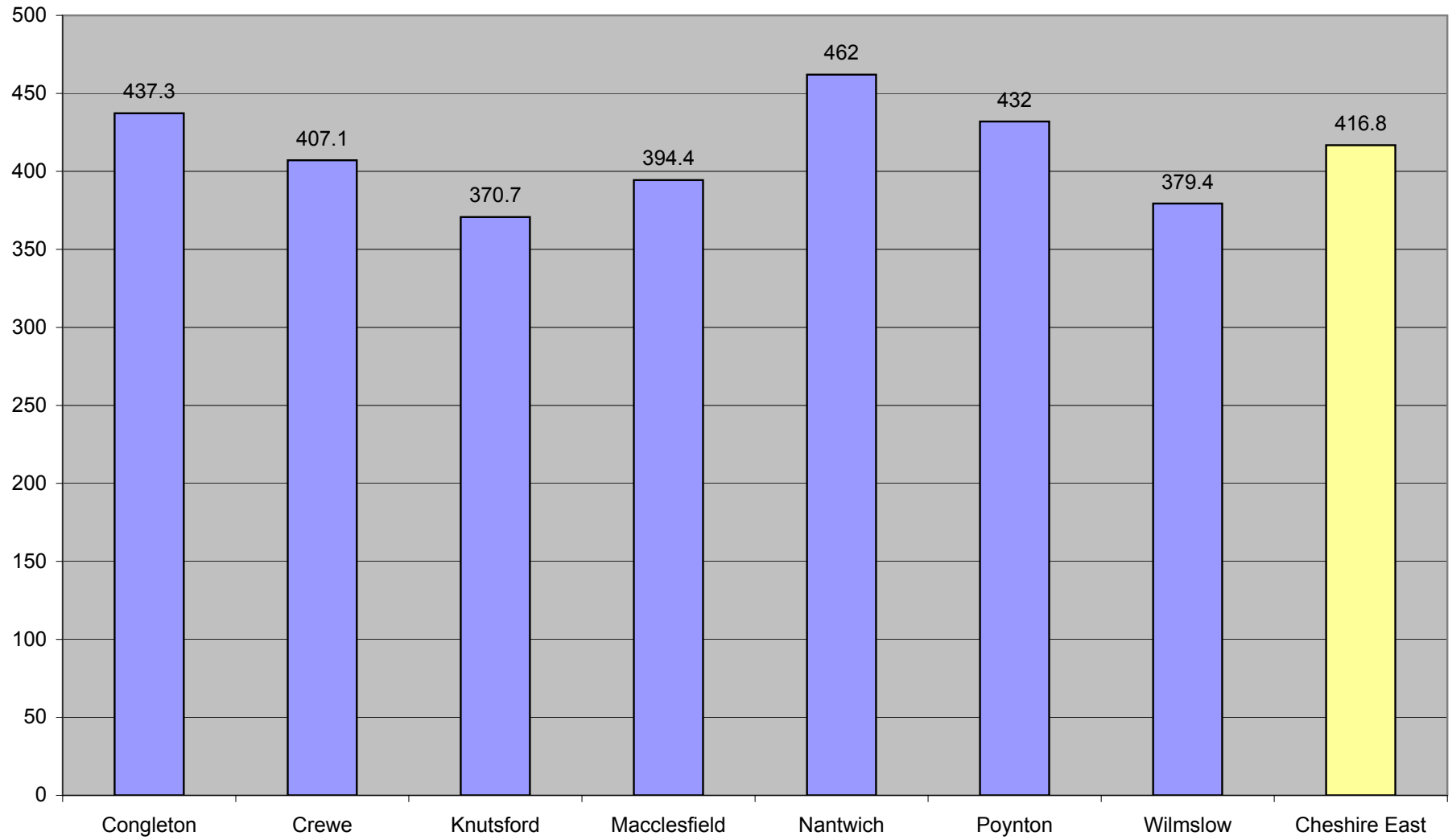
This page is intentionally left blank

2009 LAP KS4 - % A* to C English & Maths GCSE



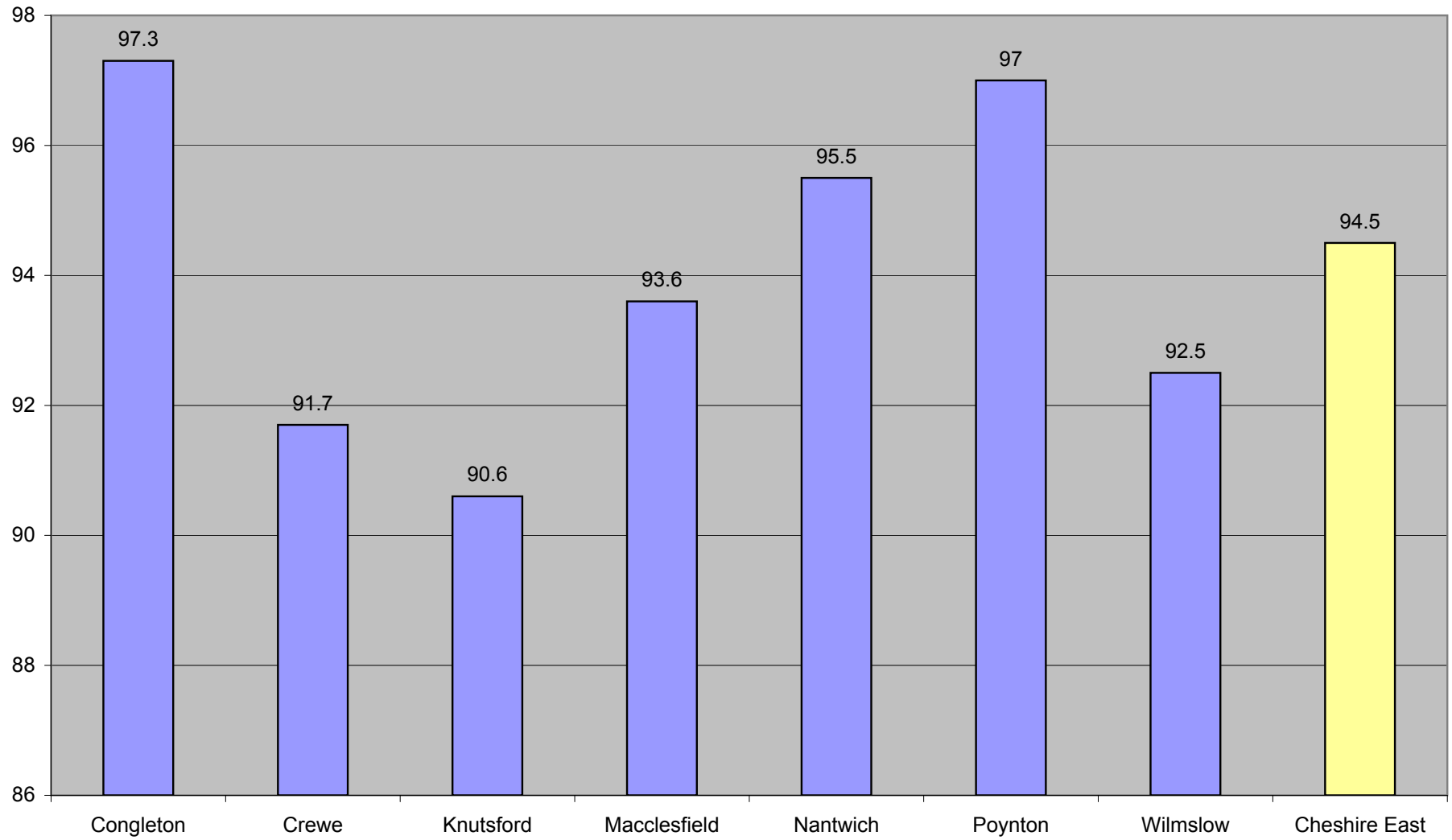
This page is intentionally left blank

2009 LAP KS4 - APS



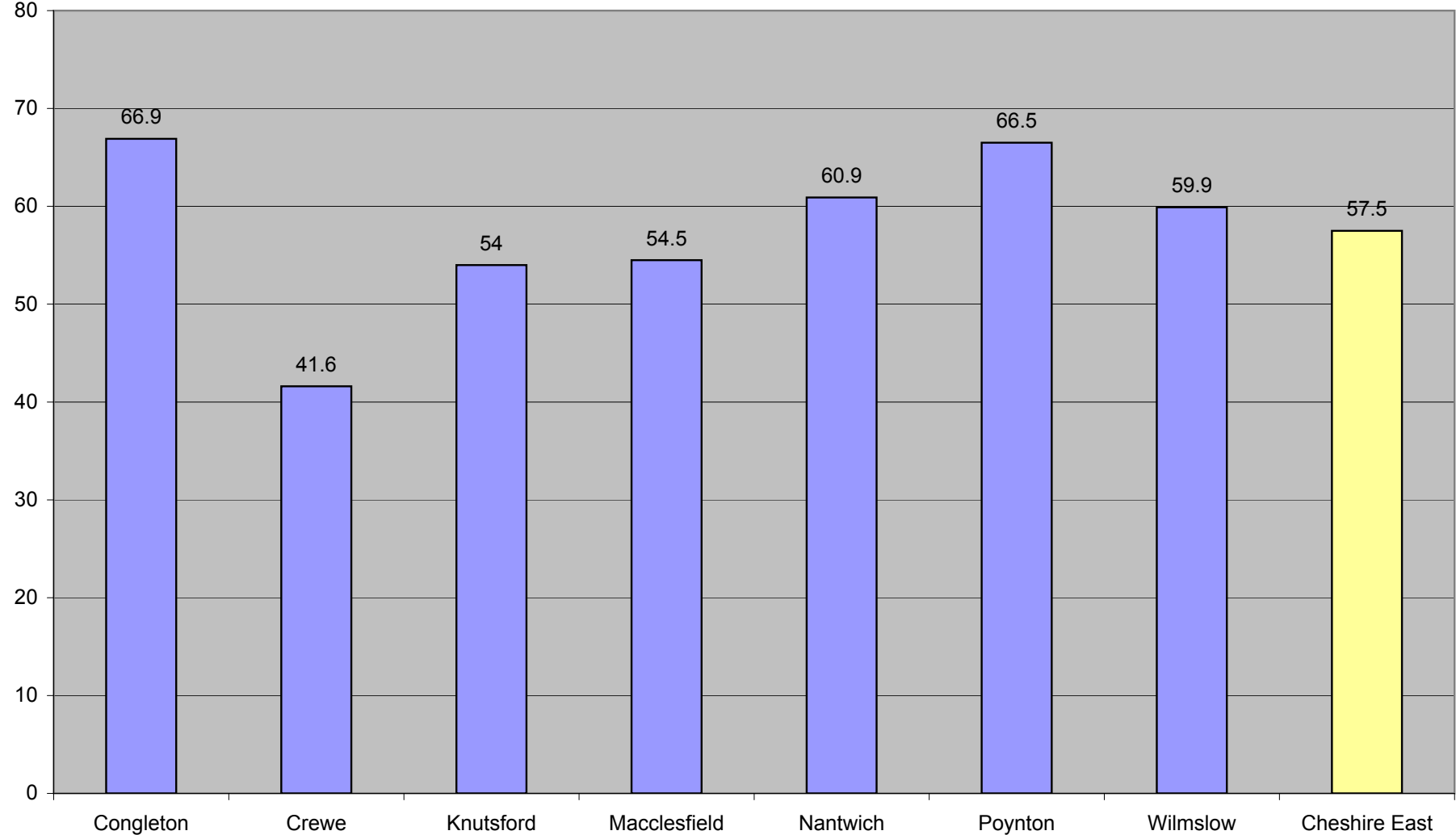
This page is intentionally left blank

2009 LAP KS4 - % 5+A* to G



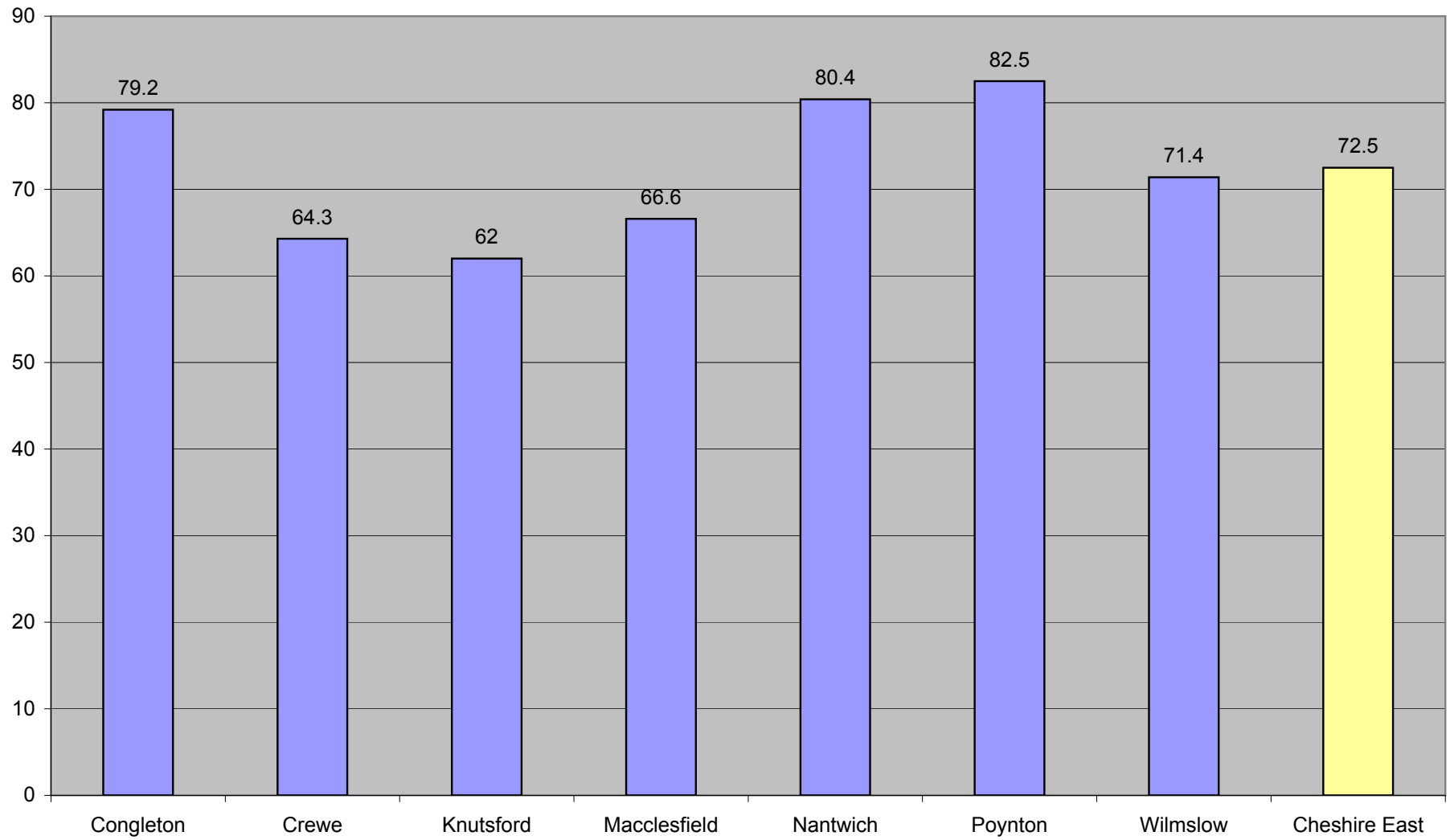
This page is intentionally left blank

2009 LAP KS4 - % 5+A* to C inc GCSE English and Maths




This page is intentionally left blank

2009 LAP KS4 - % 5+A to *C



This page is intentionally left blank



CHESHIRE YOS IMPROVEMENT PLAN

Report Publication Date: October 12th 2009

Recommendation	What will be done?	Who will do it?	Timetable for completion:
1 The vulnerability and safeguarding needs of children and young people are correctly identified and addressed.	<ul style="list-style-type: none">• Develop the role of the two safeguarding social workers• Participate in LSCB developments to improve practice and in particular follow up on the SCR action plan• Hold development days on safeguarding for all case managers	All Penny Sharland lead responsibility	All to be completed by March 2010
2 A timely and good quality assessment of the individual's 'risk of harm to others' is completed at the start of an intervention, as appropriate to the specific case	<ul style="list-style-type: none">• Develop the approach to assessment by reworking all assessments, so that ASSET is the main tool in use• Develop the approach of risk of harm policy across the whole YOS to ensure that ROSHs are of high quality and reviewed regularly• Audit the ROSH work by all case managers	All Penny Sharland lead responsibility	All to be completed by March 2010
3 As a consequence of the assessment, the record of the	<ul style="list-style-type: none">• Develop the approach to intervention planning by	All Penny Sharland lead responsibility	All to be completed by March 2010

intervention plan is specific about what will now be done in order to safeguard the young person's wellbeing, to make him/her less likely to reoffend and to minimise any identified risk of harm to others	utilising a new CYOS version of the plan and including safeguarding explicitly within <ul style="list-style-type: none"> • Audit the intervention plans to ensure safeguarding is included, to respond to reoffending issues and risk of harm as required • Rework the way in which we approach the use of MAPPA referrals 		
4 Management oversight of work to address safeguarding and the risk of harm to others can be seen to support improvements in practice	<ul style="list-style-type: none"> • Complete a piece of work that identifies whether risk of harm and safeguarding concerns have been reduced over the life of an order • Develop the management approach to overseeing cases so that safeguarding and risk of harm are specifically addressed in supervision, development days, group supervision and appraisal of staff 	All Penny Sharland lead responsibility	All to be completed by March 2010
Name of person completing this plan: Penny Sharland		Designation: Head of Cheshire Youth Offending Service	

This page is intentionally left blank

CHESHIRE EAST COUNCIL

REPORT TO: CHILDREN AND FAMILIES SCRUTINY COMMITTEE

Date of Meeting: 18 January 2010
Report of: Borough Solicitor
Subject/Title: Work Programme update

1.0 Report Summary

- 1.1 To consider progress with the items identified for the Committee's Work Programme.

2.0 Recommendations

- 2.1 That the Committee note the current position with the Work Programme.

3.0 Reasons for Recommendations

- 3.1 It is good practice to agree and review the Work Programme to enable effective management of the Committee's business.

4.0 Wards Affected

- 4.1 All

5.0 Local Ward Members

- 5.1 Not applicable.

6.0 Policy Implications including - Climate change - Health

- 6.1 Not known at this stage.

7.0 Financial Implications for Transition Costs (Authorised by the Borough Treasurer)

- 7.1 None identified at the moment.

8.0 Financial Implications 2009/10 and beyond (Authorised by the Borough Treasurer)

8.1 Not known at this stage.

9.0 Legal Implications (Authorised by the Borough Solicitor)

9.1 None.

10.0 Risk Management

10.1 There are no identifiable risks.

11.0 Background and Options

11.1 At the meeting of the Committee on 6 July, Members considered and agreed a list of items for the Work Programme. At the mid point meeting held on 14 December, the Chairman and Vice Chairman considered the Work Programme further and an updated version is now attached.

11.2 Members have now received training on Corporate Parenting, Safeguarding and had a visit to the two new children's residential homes in Crewe.

11.3 The Task/Finish Panel on Residential Provision is underway and at the last meeting a Task/Finish Panel on Family Support Services was established.

11.4 Elsewhere on this agenda, Members have been advised of the decision of the Cabinet on the final report of the Task/Finish Panel set up to look at managing school places and the impact of the County Council's Transforming Learning Communities programme.

11.5 When determining items for the Work Programme, matters should be assessed against the following criteria :

- Does the issue fall within a corporate priority
- Is the issue of key interest to the public
- Does the matter relate to a poor or declining performing service for which there is no obvious explanation
- Is there a pattern of budgetary overspends
- Is it a matter raised by external audit management letters and or audit reports.
- Is there a high level of dissatisfaction with the service

If during the assessment process any of the following emerge, then the topic should be rejected:

- The topic is already being addressed elsewhere
- The matter is subjudice
- Scrutiny cannot add value or is unlikely to be able to conclude an investigation within the specified timescale

12.0 Overview of Year One and Term One Issues

12.1 It is good practice to have a Work Programme for the Committee to consider and prioritise on a regular basis.

13.0 Access to Information

The background papers relating to this report can be inspected by contacting the report writer:

Name: Denise French
Designation: Scrutiny Officer
Tel No: 01270 686464
Email: denise.french@cheshireeast.gov.uk

This page is intentionally left blank

Children and Families Scrutiny Committee
Work Plan 2009-10 – updated following mid point meeting 14 December 2009

Issue	Priority	Comment	Date
Safeguarding and Redesign – Challenges and Opportunities, emerging work programme, update on redesign of integrated service delivery	High	Committee to be kept updated on all current issues; Task/Finish Panel to visit front line services (deferred for time being)	Every meeting (if applicable); 16 November 09; 13 January 2010 -
Performance reporting (key exceptions – red/amber and explanations/commentary) to include adoption rates, staffing information and profile of children in Cheshire East	High	Submitted to Scrutiny on a 3 monthly basis	16 November 09 22 March 2010 (after report has been submitted to Cabinet)
Corporate Parenting – training event	High		Training event held on 25 September 09
Inspections Children's Services Performance Rating Youth Offending Inspection Fostering Inspection	High	Committee to be updated when Inspections have taken place. Report on Performance rating YOS Action Plan to be considered at future meeting. Report on outcome of Inspection	16 November 09 18 January 2010 18 January 2010 18 January 2010
Task/Finish Panel – Review of Residential Provision - Update	High	Underway	March 2010
Educational Attainment		Headlines submitted when available and detailed analysis to follow	September 09 18 January 2010

TLC Scrutiny Review	High	Task/Finish Panel completed its work, report to be submitted to Cabinet on 22 December 09; Verbal update following consideration by Cabinet.	16 November 09 18 January 2010
Early Years Funding Reform	Medium	Submit results of consultation exercise to meeting when available – verbal update on current position	18 January 2010
Post 16 Transfer of Funding to Local Authorities	Medium	No further action	-
Children's Centres	Medium	Include in scope of Task/Finish Panel on Family Support Services	-
Family Support Services	Medium	Task/Finish Panel set up, first meeting to be arranged.	
Transport for Young People	Medium	No action required at this stage	-
School Admissions Policy	Medium	Scrutiny to be a consultee when a policy has been developed	
Draft Children's Plan/Children's Trust	High	Presentation on current position	18 January 2010
Teenage Pregnancy – reduction	High	Committee to be kept updated on action taken as a result of the visit by the National Support Team	22 March 2010
Ofsted Framework	High	Report on new framework to be submitted to the Committee	Presentation to meeting of 16 November 09
Budget		Scrutiny consulted on draft budget	Possibly to be considered at a special meeting - end January/early February 2010

Analysis of School Performance		Included in Educational Attainment report (above)	
School Status Report		No action required at this stage	
Schools White Paper		Presentation	18 January 2010

Other Issues

Safeguarding Children – training session arranged for 8 January

Visit to Children's Centres

DVD of Lord Laming's appearance at Parliamentary Select Committee

Dates of Meetings

14 September 2009

16 November 2009

18 January 2010

22 March 2010

05/01/2010

This page is intentionally left blank



FORWARD PLAN 1 JANUARY 2010 - 30 APRIL 2010

This Plan sets out the key decisions which the Executive expect to take over the next four months. The Plan is rolled forward every month. It will next be published in mid January 2010 and will then contain all key decisions expected to be taken between 1 February and 31 May 2010. Key decisions are defined in the Councils Constitution.

Reports relevant to key decisions, and any listed background documents may be viewed at any of the Councils Offices/Information Centres 6 days before the decision is to be made. Copies of, or extracts from these documents may be obtained on the payment of a reasonable fee from the following address:-

Democratic Services Team
Cheshire East Council ,
c/o Westfields, Middlewich Road, Sandbach Cheshire CW11 1HZ
Telephone: 01270 529736

However, it is not possible to make available for viewing or to supply copies of reports or documents, the publication of which is restricted due to confidentiality of the information contained.

A decision notice for each key decision is published within 6 days of it having been made. This is open for public inspection on the Council's Website, Council Information Centres and Council Offices.

The law and the Council's Constitution provides for urgent key decisions to be made. A decision notice will be published for these in exactly the same way.

Forward Plan 1 January 2010 to 30 April 2010

Key Decision	Decisions to be Taken	Decision Maker	Expected Date of Decision	Proposed Consultation	How to make representation to the decision made
CE09/10-07 Free Early Years Care for Children of 3 - 4 Years of Age	To consider the outcome of consultations on the single funding formula, as agreed at Cabinet on 8 September 2009.	Cabinet	Before 31 Jan 2010	Maintained, private and voluntary childcare providers to be consulted on an ongoing basis through the Early Years Reference Group and Schools Forum.	John Weeks, Strategic Director People
CE09/10-31 New Provision for Adults with Learning Disabilities	To agree to: - the transfer of a site from Children's Services to Adults, to go out to tender to the five registered social landlords, to seek expressions of interest from providers of complex learning disability services, to go out to consultation to look at future respite services for people with complex learning difficulties. The aim is to reduce out of area placements.	Cabinet	Before 31 Mar 2010	Consultations will be via the Executive Commissioning Group for Learning Difficulties and the East Cheshire Partnership Board, these include PCT and Local Authority representatives, carers, service users, providers of services, advocacy and self advocates.	John Weeks, Strategic Director People

Key Decision	Decisions to be Taken	Decision Maker	Expected Date of Decision	Proposed Consultation	How to make representation to the decision made
CE09/10-34 Building Schools for the Future	To consider the implications arising from a decision to prepare for and/or enter the Building Schools for the Future Programme, and to decide whether to apply for early entry and commit resources to this.	Cabinet	Before 31 Mar 2010	With appropriate Directorates and Members.	John Weeks, Strategic Director People
CE09/10-35 Reshaping of the Children Centre Footprints	To approve changes in the footprint areas, which are the units for service delivery from the Childrens Centres, so they align with the new Local Area Partnership boundaries to establish a sustainable model of children centre delivery in the Authority.	Cabinet	Before 31 Mar 2010	With Members, the 'Together for Children' organisation, leisure and library services and the Primary Care Trust.	John Weeks, Strategic Director People
CE09/10-37 Review of Children's Homes Provision	To decide how children's homes placements will be provided to ensure good outcomes for cared for children in Cheshire East.	Cabinet	Before 31 Mar 2010	Children and Families Scrutiny Committee and the Children in Care Council.	John Weeks, Strategic Director People

This page is intentionally left blank